

■ GEBERIT

# THE GEBERIT BATHROOM COLLECTION

DESIGN  
MEETS  
FUNCTION

Prices in GBP valid from June 2026

■ GEBERIT

THE GEBERIT BATHROOM COLLECTION

# CONTENTS

## GEBERIT

---

WELCOME	4
SUSTAINABILITY	6
THE GEBERIT WC SYSTEM	8

## FUNCTIONS & SOLUTIONS

---

WELLBEING	12
DESIGN	16
CLEANLINESS	18
EASE OF USE	20
SPACE SAVING	22
COMFORT	24
ACCESSIBILITY	28
A QUIETLY IMPRESSIVE PERFORMANCE	30
EVOLUTION OF THE BATHROOM	32
DUOFIX FRAMES	34
FROM THE INITIAL IDEA TO THE FINISHED BATHROOM	36

## COLLECTIONS

---

SMYLE & SMYLE SQUARE	40
VARIFORM	62
ANIARA <b>NEW</b>	70
SELNOVA COMPACT	88
SELNOVA SQUARE	104
SELNOVA	128
AQUACLEAN SHOWER TOILET	144
MONOLITH	160

## SHOWERS

---

GEO SHOWERING	172
---------------	-----

## MIRRORS & CABINETS

---

OPTION AND OPTION PLUS	182
------------------------	-----

## FINISHES

---

FLUSH PLATES & FRAMES	198
COLOURS AND MATERIALS	232



- 1 Test facility in the Geberit laboratory
- 2 Geberit WC with TurboFlush: up to 10 times better than the standard
- 3 Geberit bathroom, designed by Bjerg Arkitektur, Denmark
- 4 Production of the Geberit AquaClean Mera shower toilet
- 5 Heinrich and Klaus Geberit in the 1970s
- 6 Raw material before processing

Geberit products are the result of a perfect balance of elegant design and outstanding functionality, responsibly manufactured from high-quality materials. They are easy to clean, straightforward to use and contribute to a better quality of life.

The globally active Geberit Group is the European market leader for sanitary products and continues to set new standards in the sanitary industry.

Geberit is active in over 50 countries and manufactures sanitary products for the sustainable improvement of quality of life at 26 production sites. The company has its headquarters in Rapperswil-Jona, Switzerland, where Caspar Melchior Albert Geberit founded the company back in 1874.

Over 10,000 employees are committed to offering customers innovative, sustainable and durable quality products. Right from the start, Geberit has been characterised by its profound innovative spirit. This is firmly rooted in extensive in-house research and development initiatives. All new developments undergo a meticulous process, which means customers can be sure that new products not only fulfil their needs, but also meet the highest quality standards.



DESIGN  
MEETS  
FUNCTION

Pairing outstanding functionality with aesthetic design across the whole bathroom – that is what Design Meets Function means.

# OUR COMMITMENT TO TAKING RESPONSIBILITY IN THE SANITARY INDUSTRY

**"SUSTAINABILITY HAS AN INTEGRAL PART OF GEBERIT CULTURE FOR SEVERAL DECADES. OUR FOCUS IS ON CONSTANT AND CONSISTENT IMPLEMENTATION WITH MEASURABLE RESULTS."**

Christian Buhl, CEO

## OUR UNWAVERING SUSTAINABILITY STRATEGY

Over 30 years have gone by since Geberit drew up its first environmental strategy and started implementing specific measures. Over time, this strategy was gradually expanded into a comprehensive sustainability strategy based on the UN Agenda 2030 and its 17 Sustainable Development Goals.

In line with the 2030 Agenda framework, Geberit takes into account economic, ecological and social aspects. The aim is to sustainably enhance the quality of life for individuals through innovative sanitary products, with the explicit objective of minimising the ecological footprint across the entire value chain. In addition to maintaining fair cooperation with its suppliers and business partners, Geberit also considers the training and development of its employees, as well as installers, planners, and architects, to be integral components of this strategy.

## GOLD MEDAL IN THE ECOVADIS SUSTAINABILITY RATING

A strategy that pays off. The Geberit Group was awarded the EcoVadis Gold Medal in 2024 for its sustainability management. EcoVadis is a provider of sustainability ratings and evaluates more than 125'000 companies in over 180 countries in the areas of environmental impact, labour and human rights, ethics and sustainable procurement.

Geberit ranks among the top 5 percent of all companies listed by EcoVadis, across all industries and countries. The award makes it clear to customers and suppliers that the company has a comprehensive, systematic and effective sustainability management.



### DESIGNED FOR LONGEVITY

Geberit products have service lives that span decades because of the high-quality materials used and strict quality standards applied. Furthermore, they are usually backwards-compatible and are easy to clean, maintain and repair. Geberit offers the availability of spare parts for up to 25 years for a significant proportion of its products. What's more, it also guarantees the flush function of its concealed cisterns for 50 years. The specific functionalities of electronic products (e.g. hygiene flush unit or DuoFresh) are excluded.



### CONSCIENTIOUS USE OF RESOURCES

Geberit products are continuously reviewed and improved in terms of water consumption. Plastic is used as efficiently and sparingly as possible to manufacture high-quality and durable products. Internal recycling processes allow almost 100 per cent of all processed plastics to be reused in production. We are working to increase the percentage of purchased plastic reggranulate (post-consumer waste) used in our products in line with the ecodesign principle.




### REDUCING OUR FOOTPRINT

Geberit works hard to consistently reduce energy consumption, carbon emissions and waste production while advocating for responsible water usage. The strategy to reduce CO<sub>2</sub> emissions aims to decrease the CO<sub>2</sub> intensity (CO<sub>2</sub> emissions in relation to currency-adjusted net sales) by 5 percent annually. The company places a special focus on energy-efficient production. 80% of total electricity consumption in 2024 was supplied by renewable energy sources.

THE GEBERIT WC SYSTEM

# A SANCTUARY FOR THE SENSES

Our bathrooms are so much more than a place to wash. There are many ways to make sure your bathroom has it all. Relaxing but functional, spacious yet full of storage and clean without compromising on design.



## SMELL

Geberit's Duofresh odour extraction, AquaClean shower toilet and Monolith sanitary module can clean the air by neutralising unwanted odours through replaceable carbon filters.



## VISION

Concealing the cistern creates a clean, modern and minimalist look. It's smart engineering, beautifully hidden.

The DuoFresh orientation light gives a soft glow to guide you at night, so bathroom trips don't disturb your sleep.



## TOUCH

Choosing a Geberit Rimfree<sup>®</sup> WC, with no hidden crevices, provides nowhere to hide for bacteria and results in an easier-to-clean and more hygienic toilet.



## HEARING

Geberit TurboFlush technology delivers a powerful, but quiet swirling flush that cleans the pan thoroughly – even with low water volumes. TurboFlush's whisper quiet operation means no more waking the household during night-time visits.

# FUNCTIONS AND SOLUTIONS





# WELLBEING STARTS IN THE BATHROOM

Now more than ever, we are aware of the importance of wellbeing and self-care. As the room where we start and end our days, the bathroom presents the perfect opportunity to take time for yourself in a calm and clean atmosphere.



## Lighting

Lighting can affect our mood, and according to the Illuminating Engineering Society, the direction of a light source can transform a space and affect how a room might make us feel.

The IES advises, for instance, that lighting positioned above eye level can create a feeling of restraint, creating a more formal atmosphere. On the other hand, lighting positioned below eye level can invoke a feeling of individual importance and help establish a more informal setting. Meanwhile, exposure to harsh light sources, especially in the middle of the night can shock us and stimulate our sense of alertness, disturbing our natural sleeping patterns. Adding other sources of light such as an illuminated mirror cabinet can help switch the mood of your bathroom, from a bright space to start your day, to a relaxing environment to end your day.

## The fresh feeling

Water is indispensable for daily personal hygiene. It cleans, freshens, and lends a unique feeling of wellbeing, which is why more and more people are embracing the natural and beneficial experience of cleaning with water. Geberit AquaClean shower toilets offer you this wellbeing at the touch of a button. Experience the completely new feeling of freshness and enjoy the extra helping of self-confidence throughout the whole day.

## And relax

Enjoying a bath in your own bathroom provides a moment of peace, relaxation, and regeneration – one of the best ways to escape our everyday lives. Treat yourself to a little spa feeling in warm water.



# I'M LOOKING FOR A BATHROOM THAT **DOES** **A BIT MORE** **FOR ME**

We reached out to private customers to ask what was important to them in the bathroom. Six particular features came up again and again: design, cleanliness, ease of use, space-saving solutions, comfort and accessibility. Recognising that everyone has different priorities, we offer bathroom series tailored to suit a diverse range of needs.

This allows you to create your own dream bathroom with products that epitomise functional design at its best. Our reliable technology represents the state of the art in sanitary expertise. With Geberit, you are sure to find everything you need to create your own, personal spa along with the perfect bathroom furnishings to suit your style. Get ready to enjoy a bathroom that goes above and beyond all expectations.



#### DESIGN

A reduced and timeless aesthetic that can be easily combined – for those looking for modern elegance and a wide range of colours and materials.



#### CLEANLINESS

Clever products that remain virtually dirt-free and are easy to clean – for those who want to minimise the amount of cleaning required.



#### EASE OF USE

Products that are intuitive and easy to use – for those who like to be safe in the knowledge that they are enjoying optimal functionality after a bathroom renovation or conversion.



#### SPACE-SAVING

Clever functions and products that create space – for those who don't want to compromise on functionality or storage space.



#### COMFORT

Products that bring comfort and hygiene to the bathroom – for all those looking for extra freshness, well-being and cleanliness.



#### ACCESSIBILITY

Easily accessible, barrier-free bathrooms – for those who would like a universal design regardless of their age or specific needs.



**Wall-hung toilets** give bathrooms a neat and tidy appearance and make cleaning the floor easier. They have been a standard feature in modern bathrooms for decades and have proven their worth in millions of installations.



DESIGN

# WALL-HUNG TOILET SOLUTIONS



## VERY STRONG

No wobbling or vibrations - strength tested to bear a weight of up to 63 stone.



## DURABLE

Installed 60 million times over the past 50 years, Geberit concealed cisterns and flush plates represent the ultimate tried and tested solution.



## HYGIENE: SIMPLE CLEANING

No pedestal and no cistern in front of the wall means no exposed pipework for dirt and bacteria to hide.



## TESTED IMPERMEABILITY

Every Geberit cistern is individually tested to guarantee water tightness.



## SIMPLE MAINTENANCE

Simply remove the flush plate for access to all important parts. Geberit stock spare parts for 25 years.



## ACOUSTIC SOLUTIONS

Acoustic solutions with the Geberit Duofix frame mean it's all quiet behind the scenes.

For further information visit  
[www.geberit.co.uk](http://www.geberit.co.uk)



#### INNOVATIVE FLUSH TECHNOLOGY

Geberit Rimfree® toilets are equipped with a specially developed and patented flush guide which ensures a targeted and hygienic flush every time.

Rimfree®



CLEANLINESS

# EASY TO CLEAN RIMFREE®

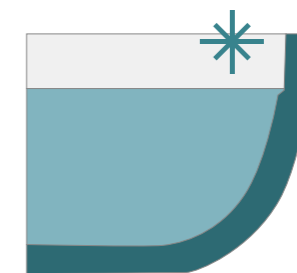
Keeping the bathroom spotless is a must, because cleanliness and hygiene are important, especially in the bathroom. Cleaning should not become a hassle where one has to deal with tricky corners and difficult to reach places. Most people would also rather avoid handling harsh cleaners. Modern bathrooms are neat and orderly so it comes as no surprise that this trend also applies to the toilets, with the introduction of Geberit Rimfree®.

Geberit has introduced a completely new and patented flush technology. The flow of water is controlled just before it reaches the ceramic pan. A flush guide sends the water stream along both sides to the exact area where it is needed for a clean and thorough flush.

[www.geberit.co.uk](http://www.geberit.co.uk)



↑  
Common toilet pans depend on a flush rim which cannot easily be cleaned. Dirt and bacteria accumulate in this difficult to reach place resulting in unpleasant odours.



↑  
With the Geberit Rimfree® technology however, there is no rim. The smooth inner surface of a Geberit Rimfree® toilet pan is cleaned with one swipe. And best of all, you can immediately see if all dirt has been removed.



## EASE OF USE

# IT'S ALL ABOUT **HYGIENE**

### Touch

Hygienic, clean, and well flushed. Domestic, semi-public and public toilets are always inviting to users with safe, touchless solutions for toilet flush activation which ensure the reliable actuation of a flush with every use.

### Sight

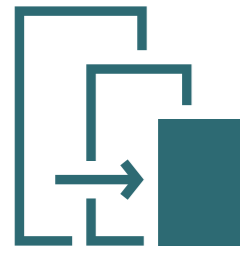
Keeping the bathroom spotless is a must because cleanliness and hygiene are important, especially in the bathroom. Tricky corners and difficult-to-reach places turn cleaning into a hassle so switching to simple, modern lines looks clean and up-to-date, and eliminates areas for dirt and bacteria to hide. Rimfree® technology applies these principles to the toilet for a hygienic flush every time.



### Smell

Bad odours in the bathroom are a universal problem and we all have our own ways of trying to get rid of them, from burning incense and spraying air fresheners to leaving windows open. Even the slightest odour can trigger associations, and we naturally associate fresh fragrances with cleanliness and hygiene.

Whereas air fresheners only mask odours temporarily and open windows can let in cold air, the Geberit DuoFresh module works without any undesired side effects. The odour extraction unit has a number of advantages; it starts automatically as soon as someone sits down on the toilet and the air is extracted directly from the toilet and returned to the room once it has been purified, meaning that odours don't spread throughout the bathroom. The DuoFresh module can be easily installed into any Geberit Sigma cistern and combined with virtually any flush plate in the Sigma range.



## SPACE-SAVING **SMART STORAGE**

Elegant surfaces, clean designs and elements that work beautifully with the ceramics; Geberit furniture transforms bathrooms into harmonious spaces.

Only high quality, moisture resistant materials and highly durable fittings are used. Geberit Bathroom Collection comprises of a wide range of bathroom cabinets which will enhance any room layout. Further elements such as mirrors and mirror cabinets are available to complement each series. The collections incorporate many details including the clever arrangements of compartments; drawers that not only create practical storage space, but enhance the bathroom aesthetics.



[www.geberit.co.uk](http://www.geberit.co.uk)

### **DURABLE AND RELIABLE**

Geberit bathroom furniture is produced using high quality and moisture resistant wood based panels. Medium density fibreboard (MDF) is used, as well as high density chipboard, which prevents moisture damage. The edges are additionally sealed with PUR glue to prevent swelling.

#### **STANDARD MATERIAL**

Absorbs moisture like a sponge.



#### **MOISTURE RESISTANT MATERIAL**

Wood based panels designed for places with high humidity.



**MOISTURE  
RESISTANT**





# COMFORT CLEANLINESS AT THE TOUCH OF A BUTTON

Geberit has spent the past 40 years continuously fine tuning the shower function and spray, the centrepiece of any shower toilet. At the same time, we have invested in developing innovative technology and comfort functions, making our shower toilets the market leader. Depending on the model, a host of features make for a truly pampering experience.

[www.geberit-aquaclean.co.uk](http://www.geberit-aquaclean.co.uk)



**NO UNPLEASANT ODOURS\***  
The odour extraction unit removes unpleasant odours as the system starts automatically upon sitting.



**USER-ORIENTED\***  
An in-built proximity sensor activates the water heating system and seat heating on approach.\*



**YOUR OWN PERSONAL WELLBEING PROGRAMME**  
The intuitive remote on the Geberit Tuma Comfort provides hand-held control, and the touch of a button is all it takes to call up personal settings. The Geberit App is available on Tuma Comfort and Tuma Classic.



**GENTLE DRYING**  
For soft, gentle drying, the warm air dryer is the perfect solution and features five individually adjustable temperature settings. The built in nozzle in the spray arm is protected when not in use.



**SUPERIOR COMFORT\***  
The high quality ergonomic seat features integrated heating.



**PRACTICAL AND EASY TO MAINTAIN**  
From the easily removable seat and lid to the automatic descaling programme, Geberit AquaClean shower toilets are specifically designed to be cleaned and maintained with minimal effort throughout their long service life.



**GENTLE PERSONAL HYGIENE\***  
With an additional shower spray, the gentle lady shower ensures safe personal hygiene using pure water.

## ABSOLUTE CLEANLINESS

The shower spray moves smoothly backwards and forwards to leave you with an exceptional feeling of cleanliness. The position of the spray arm and the intensity of the spray can be individually adjusted on certain models.



## WHIRLSPRAY SHOWER TECHNOLOGY

Thanks to the patented WhirlSpray technology, you can feel fresh and clean all day long. This is because the shower spray is enhanced with dynamic aeration for targeted and thorough cleaning with minimal water consumption.

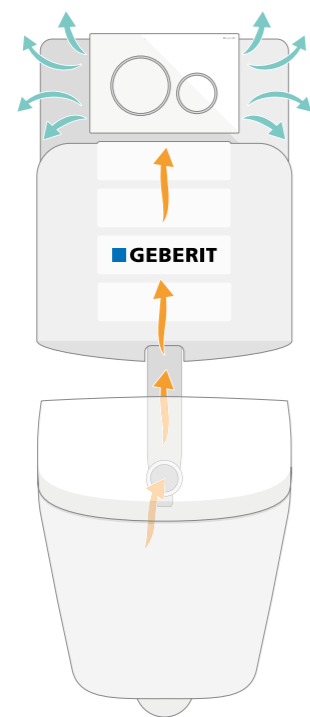


COMFORT

# DUOFRESH MODULE



The ceramic honeycomb filter is easily accessible via the flush plate.



## UNPLEASANT ODOURS IN THE TOILET ARE A THING OF THE PAST

It is completely normal to have an extractor fan over a hob in the kitchen to remove unpleasant odours and now the same principle is available in the bathroom. The Geberit DuoFresh module removes the air directly from the toilet, purifies it using a ceramic honeycomb filter and then returns it to the room. This is extremely effective, as it prevents unpleasant odours from spreading throughout the bathroom in the first place, rendering air fresheners, lighting matches and opening windows completely unnecessary.

Thanks to a proximity sensor, the odour extraction switches on automatically as soon as someone sits down on the toilet. The odour extraction is a great idea for guest toilets, and this feature can be further enhanced by using the in-cistern sticks which add a subtle, fresh fragrance to the room. The Geberit DuoFresh module can be easily installed in any Geberit Sigma cistern and can be combined with almost any flush plate from the Sigma range.

[www.geberit.co.uk](http://www.geberit.co.uk)



### EFFICIENT

The air is purified by the ceramic honeycomb filter.



### QUIET

A quiet fan conveys the purified air back into the room.



### ACCESSIBLE

The ceramic honeycomb filter and insert for in-cistern sticks can be easily accessed via the flush plate.





## ACCESSIBILITY

# WE ALL NEED A LITTLE **SPACE**

For the vast majority of people, the bathroom is hardly a spacious room. At Geberit we understand that space can be limited and design with that in mind, ensuring that smaller spaces can perform as well as, and look just as good as larger ones. This is particularly true for cloakrooms and ensembles, where space-saving solutions need to be both functional and stylish, and so we develop products that maximise the available space and create more room for storage.



### SHORT PROJECTION

The Geberit Selnova Compact range offers ideal solutions for stylishly fitted out small bathrooms, ensembles and guest toilets. Short projection toilets and handrinse washbasins with a short depth save those crucial few centimetres that make such a difference in a small room.



### WALL-HUNG

Lifting the ceramic off the floor with a wall-hung toilet and concealing the cistern behind the wall makes the appearance of your bathroom tidier and more spacious. Wall-hung toilets have been a standard feature in modern bathrooms for decades and have proven their worth in millions of installations. Our Geberit Duofix frames offer a wall-hung solution for any bathroom, whether you need to squeeze a toilet under a window in a guest bathroom, or you want to give your family bathroom a modern update, there is a frame that's perfect for you.



### STORAGE SOLUTIONS

At Geberit we develop products which ensure you have space for everything you want to store, without compromising on taste and design.

Our bathroom furniture ranges include perfectly fitting washbasin cabinets with plenty of storage space for narrow washbasins, and different washbasin shapes. This makes it possible to transform even small bathrooms, guest bathrooms and rooms with difficult layouts whilst creating crucial storage space using our space-saving designs.

# A QUIETLY IMPRESSIVE PERFORMANCE

- Geberit TurboFlush technology delivers a powerful, swirling flush that cleans the pan thoroughly - even with low water volumes, up to 10 times better than a standard flush.
- Whisper quiet operation: up to 30% quieter flushing
- 50-year spare parts guarantee, lifetime guarantee on ceramics



SEE TURBOFLUSH  
IN ACTION

# QUIETLY KEEPING THE HOUSEHOLD HAPPY



Geberit TurboFlush keeps your bathroom routine quiet, clean and effortless. Its controlled, powerful flush works smoothly in the background, so late-night visits don't disturb anyone. The system helps your space feel fresher and more comfortable, bringing a sense of calm to everyday life. It's a simple upgrade for your home and for the people you share it with.

#### PEACE OF MIND IN SHARED SPACES

Geberit TurboFlush helps take the "flush anxiety" out of shared bathrooms. The asymmetrical water guide creates a powerful vortex that clears the bowl up to 10 times better than a standard toilet, even with low water volumes. So you can flush once, quietly, and feel confident everything's gone - whether it's family, guests or housemates using the space.

#### RIMFREE®, EASY TO CLEAN PAN

Geberit TurboFlush works with a completely rimless Rimfree® pan, so there are no hidden edges for dirt and limescale to cling to. The guided flush washes the whole bowl, reducing the effort needed to keep it clean, even on a partial flush. Fewer awkward areas to scrub means more visible hygiene and more peace of mind day to day.





# EVOLUTION OF THE BATHROOM

## CHOOSE THE RIGHT SOLUTION FOR YOU

Do you remember when TVs were large, chunky and placed on a stand or cabinet? Now it's more likely to see them hung on a wall as it's not just technology that is constantly evolving, so too is furniture and home-product design. The latest must have for the bathroom is a back-to-wall or wall-hung toilet which transforms a room into a spacious, contemporary bathroom.



### CLOSE COUPLED

A close coupled toilet is a more traditional solution. As you can see from the image the cistern is visible and sits on top of the pan, either with a lever or push button flush.

This is the ideal solution if you have a project with a modest budget.




### BACK-TO-WALL

Back-to-wall toilets allow you to hide the cistern behind the wall, creating more space and reducing the amount of ceramic both on show, and to clean, in the bathroom.

To create this solution, you can pair any Geberit back-to-wall toilet with a Geberit concealed cistern, and flush plate, to complete the look.

Our Geberit flush plates allow you to access the cistern inside the wall for any repairs or maintenance.



### WALL-HUNG

Wall-hung toilets free you from the bulky constraints of having a visible cistern sitting on the pan. They take up significantly less space, enabling you to add more storage solutions or allowing you to fit in that walk in shower you've always dreamed of.

Where space is at a premium, the use of a wall-hung option can liberate planning. The smart way to install sleek, modern looking wall-hung toilets is with Geberit Duofix frame systems which cleverly hide the cistern and frame behind the wall. You can also pair with a stylish flush plate of your choice.

FLUSH PLATE

CISTERN

DUOFIX FRAME

WALL-HUNG TOILET



# DUOFIX FRAMES

Strong, secure and flexible, our frame systems sit within the wall and are bolted to the floor, supporting the sanitaryware and keeping it firmly in place.

With Geberit Duofix frames it's easy to create a great contemporary look in any size bathroom or cloakroom with our range of frames. Whether you want to fit a toilet under a window or give your built-in furniture a refresh with a wall-hung toilet, there is a frame suitable for you.



# FROM THE INITIAL IDEA TO THE FINISHED BATHROOM

The journey to your dream bathroom begins with accurate information and a whole lot of inspiration. This is where Geberit comes in as your unwavering companion, helping you transform your aspirations into reality with a wide variety of online resources and interactive planning tools.

**TAKE THE NEXT STEP: FIND EVERYTHING YOU NEED TO GET CLOSER TO YOUR DREAM BATHROOM.**

[geberit.co.uk/service-support/tools-apps](https://geberit.co.uk/service-support/tools-apps)



←  
**WASHPLACE CONFIGURATOR**

Visually immerse yourself in your dream bathroom and use the Geberit online configuration tool to select the individual components such as washbasin ceramic appliances, bathroom furniture and mirror cabinets that suit your style perfectly. Create a sense of functional and aesthetic unity through your choice of ceramic pan, tap, and washbasin cabinet or washtop.

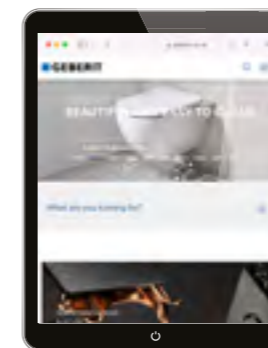
[geberit.co.uk/inspiration/washplace-configurator](https://geberit.co.uk/inspiration/washplace-configurator)



←  
**3D BATHROOM PLANNER**

In the 3D planner, you first recreate your bathroom floor plan before testing out how well your dream bathroom fits and where the desired products should be positioned.

[bathroom-planner.geberit.co.uk](https://bathroom-planner.geberit.co.uk)



←  
**HOME APP**

Get comprehensive support for managing and maintaining your Geberit products on your smartphone.



Apple



Android



←  
**FLUSH PLATE SHOWROOM**

Discover the variety of Geberit actuator plates and find the perfect model for your bathroom.

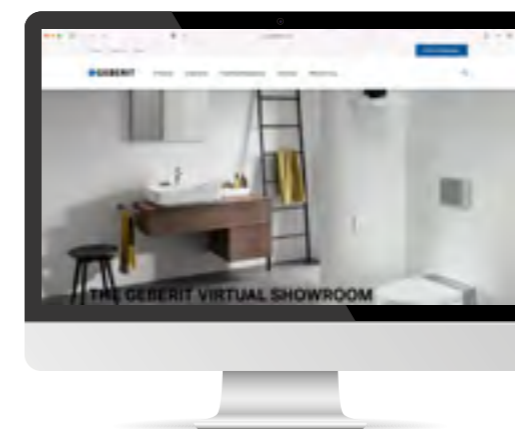
[flushplates.geberit.co.uk](https://flushplates.geberit.co.uk)



←  
**INSPIRATION TOOL**

What is really important to you in the bathroom? With the Geberit Inspiration tool, you can find out in next to no time.

[geberit.co.uk/inspiration](https://geberit.co.uk/inspiration)



←  
**VIRTUAL SHOWROOM**

Discover sanitary technology and bathroom equipment from Geberit on a virtual tour. [virtual-showroom](https://virtual-showroom.geberit.co.uk).

[geberit.co.uk/virtualshowroom](https://geberit.co.uk/virtualshowroom)

# THE COLLECTIONS

■ GEBERIT

# SMYLE AND SMYLE SQUARE





With its contemporary design and ornate lines, the Geberit Smyle bathroom series creates a relaxing and positive bathroom ambience, and brings harmony and lightness into family and guest bathrooms. Available in a round and square design, Smyle achieves the highest level of convenience in the bathroom. A clear sense of order and efficient use of space makes Smyle the convenient choice for any bathroom design.



DESIGN



CLEANLINESS



SPACE-SAVING




ACCESSIBILITY



# SMYLE AND SMYLE SQUARE WASHBASINS

## CAPTIVATING LIGHTWEIGHT APPEARANCE

Ornate lines, harmonious shapes and narrow rims characterise the washbasins of the Geberit Smyle Square complete bathroom series. They provide an exciting contrast to the generous shelf surfaces at the rear of the washbasins. The profile handles of the washbasin cabinets mirror the design of the washbasins and underline the harmonious appearance. The washbasins are available in many different sizes, as well as a handrinse basin with and without a tap hole. Geberit Smyle Square offers a wide range of solutions to meet all requirements in the modern bathroom.



Lightweight in appearance, the Geberit Smyle round series stands out in any modern bathroom. The washbasins are characterised by sophisticated lines and harmonious shapes, which appear as an exciting contrast to the generous shelf surfaces.



# SMYLE SQUARE BATHROOM FURNITURE

## MORE DESIGN FREEDOM IN THE BATHROOM

The washbasin cabinets, low cabinets, medium cabinets and wall shelf with towel hook can be mixed and matched to create a wide range of furniture combinations that optimally use the space in the bathroom and meet diverse furnishing wishes. As is standard at Geberit, high-quality materials, coated surfaces and modular elements are used and colour-adapted glass tops protect the shelf surfaces on the low cabinets.



Short projection toilet and furniture for smaller areas.



Handy wall mounted wall shelf

# SMYLE AND SMYLE SQUARE TOILETS AND BIDETS

Toilets and bidets continue the characteristically light design language and ensure a harmonious mix. The ceramic form of the toilets and bidets closely follows the design of the washbasins. The Geberit Smyle Square series offers a premium design solution for wall-hung and floor standing toilets and bidets, available in both round and square design. Geberit Rimfree® technology is integrated into the toilet pans. The slim toilet seats are available in two design versions, overlapping or sandwich.



Rimfree®



Wall-hung toilet with overlapping seat.



Floor standing toilet with sandwich seat and bidet.



Fully shrouded back-to-wall close coupled toilet with overlapping seat



Soft closing



Ground clearance



QuickRelease function for the toilet seat



Rimfree®


**WASHBASINS**



**FURNITURE**



**WC'S**



**BIDETS**



**WASHBASINS**



**PEDESTALS**




**WC'S**

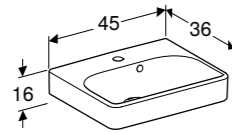


**BIDETS**

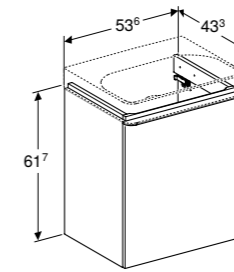


**FINISHES**



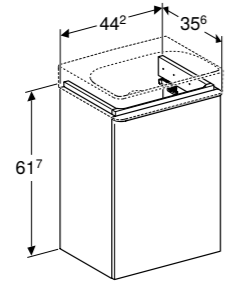


**45cm square handrinse washbasin**  
 W 45 / D 36 / H 16cm  
 Visible overflow, can be installed with cabinet for handrinse basin.  
**Art. no.**      **Product Description**      **RRP ex VAT**  
 500.222.01.1      Centred tap hole      £160.66

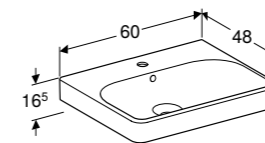


**Cabinet for 55cm handrinse basin, with one soft closing mechanism door**  
 W 44.2 / D 35.6 / H 61.7cm  
 Wall mounted, integrated handle, moisture resistant, delivered pre-assembled.

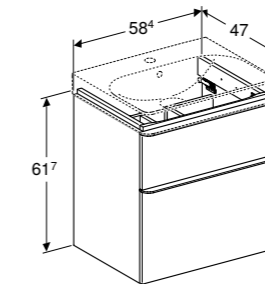
Art. no.	Product Description	RRP ex VAT
500.365.00.1	White right hand door	£459.27
500.365.JK.1	Lava right hand door	£459.27
500.365.JL.1	Sand grey right hand door	£459.27
500.365.JR.1	Hickory right hand door	£459.27
500.366.00.1	White left hand door	£459.27
500.366.JK.1	Lava left hand door	£459.27
500.366.JL.1	Sand grey left hand door	£459.27
500.366.JR.1	Hickory left hand door	£459.27



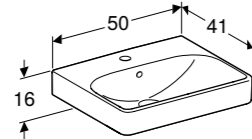

**Cabinet for 45cm handrinse basin, with one soft closing mechanism door**  
 W 44.2 / D 35.6 / H 61.7cm  
 Wall mounted, integrated handle, moisture resistant, delivered pre-assembled.  
**Art. no.**      **Product Description**      **RRP ex VAT**  
 500.350.00.1      White right hand door      £391.22  
 500.350.JK.1      Lava right hand door      £391.22  
 500.350.JL.1      Sand grey right hand door      £391.22  
 500.350.JR.1      Hickory right hand door      £391.22  
 500.351.00.1      White left hand door      £391.22  
 500.351.JK.1      Lava left hand door      £391.22  
 500.351.JL.1      Sand grey left hand door      £391.22  
 500.351.JR.1      Hickory left hand door      £391.22



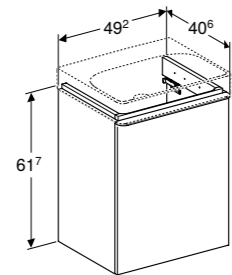
**60cm square washbasin**  
 W 60 / D 48 / H 16.5cm  
 Visible overflow, can be installed with cabinet for basin.  
**Art. no.**      **Product Description**      **RRP ex VAT**  
 500.229.01.1      Centred tap hole      £214.20



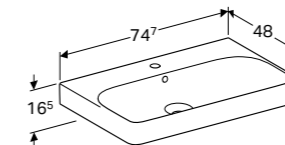
**Cabinet for 60cm washbasin, with two soft closing mechanism drawers**  
 W 58.4 / D 49 / H 61.7cm  
 Wall mounted, integrated handles, moisture resistant, delivered pre-assembled.  
**Art. no.**      **Product Description**      **RRP ex VAT**  
 500.352.00.1      White      £721.19  
 500.352.JK.1      Lava      £721.19  
 500.352.JL.1      Sand grey      £721.19  
 500.352.JR.1      Hickory      £721.19



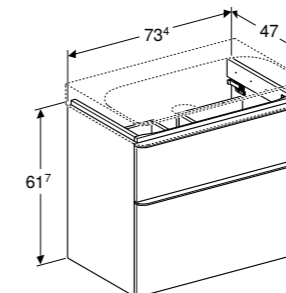
**50cm square washbasin**  
 W 50 / D 41 / H 16cm  
 Visible overflow, can be installed with cabinet for basin.  
**Art. no.**      **Product Description**      **RRP ex VAT**  
 500.256.01.1      Centred tap hole      £174.85



**Cabinet for 50cm handrinse basin, with one soft closing mechanism door**  
 W 49.2 / D 40.6 / H 61.7cm  
 Wall mounted, integrated handle, moisture resistant, delivered pre-assembled.  
**Art. no.**      **Product Description**      **RRP ex VAT**  
 500.363.00.1      White right hand door      £425.24  
 500.363.JK.1      Lava right hand door      £425.24  
 500.363.JL.1      Sand grey right hand door      £425.24  
 500.363.JR.1      Hickory right hand door      £425.24  
 500.364.00.1      White left hand door      £425.24  
 500.364.JK.1      Lava left hand door      £425.24  
 500.364.JL.1      Sand grey left hand door      £425.24  
 500.364.JR.1      Hickory left hand door      £425.24




**75cm square washbasin**  
 W 74.7 / D 48 / H 16.5cm  
 Visible overflow, can be installed with cabinet for basin.  
**Art. no.**      **Product Description**      **RRP ex VAT**  
 500.249.01.1      Centred tap hole      £299.88



**Cabinet for 75cm washbasin, with two soft closing mechanism drawers**  
 W 73.4 / D 47 / H 61.7cm  
 Wall mounted, integrated handles, moisture resistant, delivered pre-assembled.  
**Art. no.**      **Product Description**      **RRP ex VAT**  
 500.353.00.1      White      £802.83  
 500.353.JK.1      Lava      £802.83  
 500.353.JL.1      Sand grey      £802.83  
 500.353.JR.1      Hickory      £802.83

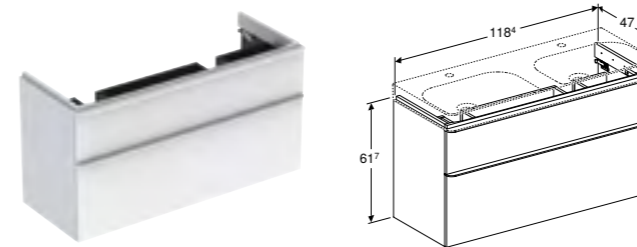




**90cm square washbasin**

W 90 / D 48 / H 16.5cm  
Visible overflow, can be installed with cabinet for washbasin.

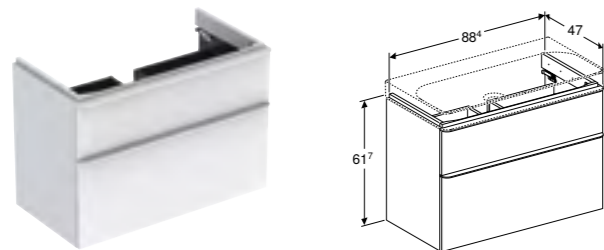
Art. no.	Product Description	RRP ex VAT
500.251.01.1	Centred tap hole	£392.72
500.250.01.1	Without tap hole	£392.72
500.252.01.1	Right and left tap hole	£392.72



**Cabinet for 120cm double washbasin, with two soft closing mechanism drawers**

W 118.4 / D 47 / H 61.7cm  
Wall mounted, integrated handles, moisture resistant, delivered pre-assembled.

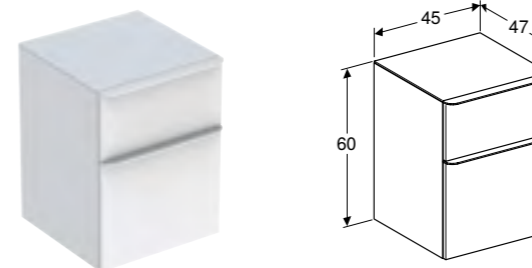
Art. no.	Product Description	RRP ex VAT
500.356.00.1	White	£1,190.61
500.356.JK.1	Lava	£1,190.61
500.356.JL.1	Sand grey	£1,190.61
500.356.JR.1	Hickory	£1,190.61



**Cabinet for 90cm washbasin, with two soft closing mechanism drawers**

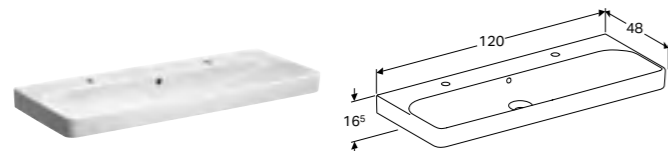
W 88.4 / D 47 / H 61.7cm  
Wall mounted, integrated handles, moisture resistant, delivered pre-assembled.

Art. no.	Product Description	RRP ex VAT
500.354.00.1	White	£901.50
500.354.JK.1	Lava	£901.50
500.354.JL.1	Sand grey	£901.50
500.354.JR.1	Hickory	£901.50



**Low cabinet, with two soft closing mechanism drawers**

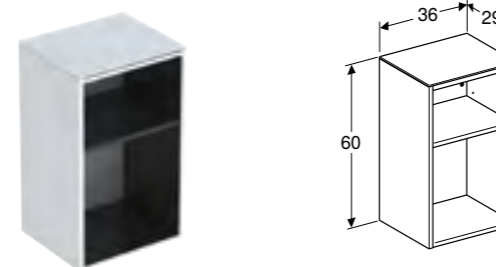
Art. no.	Product Description	RRP ex VAT
500.357.00.1	White	£663.38
500.357.JK.1	Lava	£663.38
500.357.JL.1	Sand grey	£663.38
500.357.JR.1	Hickory	£663.38



**120cm square washbasin**

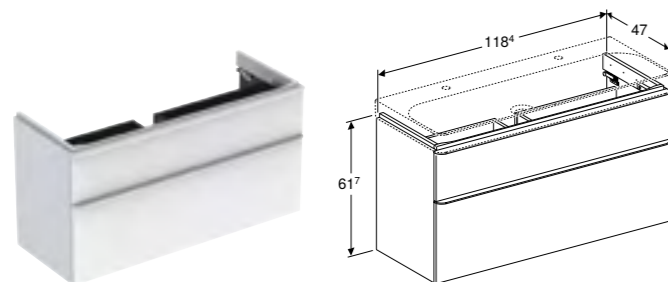
W 120 / D 48 / H 16.5cm  
Visible overflow, can be installed with cabinet for washbasin.

Art. no.	Product Description	RRP ex VAT
500.253.01.1	Right and left tap hole	£499.81
500.226.01.1	Centred tap hole	£499.81
500.225.01.1	Without tap hole	£499.81



**Low cabinet short projection, with open shelves**

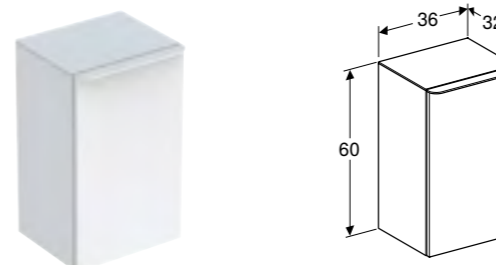
Art. no.	Product Description	RRP ex VAT
500.358.00.1	White	£299.36
500.358.JK.1	Lava	£299.36
500.358.JL.1	Sand grey	£299.36
500.358.JR.1	Hickory	£299.36



**Cabinet for 120cm handrinse basin, with two soft closing mechanism drawers**

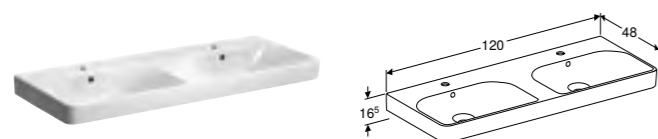
W 118.4 / D 47 / H 61.7cm  
Wall mounted, integrated handles, moisture resistant, delivered pre-assembled.

Art. no.	Product Description	RRP ex VAT
500.355.00.1	White	£1,190.61
500.355.JK.1	Lava	£1,190.61
500.355.JL.1	Sand grey	£1,190.61
500.355.JR.1	Hickory	£1,190.61



**Low cabinet short projection**

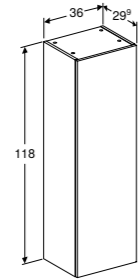
Art. no.	Product Description	RRP ex VAT
500.359.00.1	White right hand door	£401.40
500.359.JK.1	Lava right hand door	£401.40
500.359.JL.1	Sand grey right hand door	£401.40
500.359.JR.1	Hickory right hand door	£401.40
500.360.00.1	White left hand door	£401.40
500.360.JK.1	Lava left hand door	£401.40
500.360.JL.1	Sand grey left hand door	£401.40
500.360.JR.1	Hickory left hand door	£401.40



**120cm square double washbasin**

W 120 / D 48 / H 8.5cm  
Visible overflow, can be installed with cabinet for washbasin.

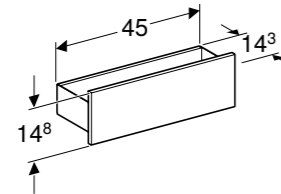
Art. no.	Product Description	RRP ex VAT
500.223.01.1	Right and left tap hole	£676.55
500.224.01.1	Without tap hole	£676.55



**Semi-tall cabinet**

W 36 / D 29.9 / H 118cm  
Wall mounted, push to open door, moisture resistant, delivered pre-assembled.

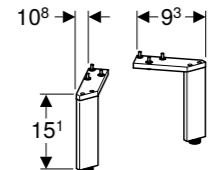
Art. no.	Product Description	RRP ex VAT
500.361.00.1	White	£561.31
500.361.JK.1	Lava	£561.31
500.361.JL.1	Sand grey	£561.31
500.361.JR.1	Hickory	£561.31



**450mm box shelf**

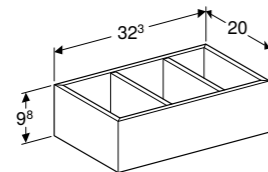

W 45 / D 14.3 / H 14.8cm  
Wall mounted, delivered pre-assembled.

Art. no.	Product Description	RRP ex VAT
500.362.00.1	White	£197.31
500.362.JK.1	Lava	£197.31
500.362.JL.1	Sand grey	£197.31
500.362.JR.1	Hickory	£197.31



**Square set of feet**  
Height adjustable.

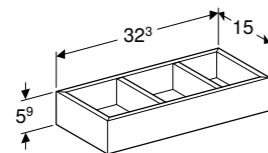

Art. no.	RRP ex VAT
500.367.00.1	£163.29



**Square drawer insert high**

W 32.3 / D 20 / H 9.8cm  
H-partition suitable for Smyle furniture.

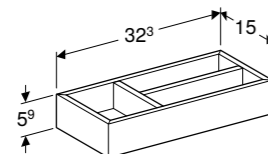

Art. no.	RRP ex VAT
500.676.00.1	£54.43



**Square drawer insert low**

W 32.3 / D 15 / H 5.9cm  
H-partition suitable for Smyle furniture.

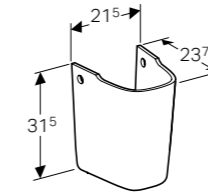
Art. no.	RRP ex VAT
500.677.00.1	£44.25



**Square drawer insert low**

W 32.3 / D 15 / H 5.9cm  
T-partition suitable for Smyle furniture.

Art. no.	RRP ex VAT
500.678.00.1	£44.25



**Half pedestal for square handrinse basins**

W 21.5 / D 23.7 / H 31.5cm  
Easy fastening with Geberit fastening set Kerafix.

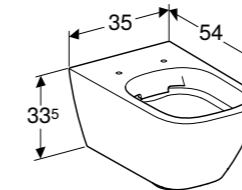
Art. no.	Product Description	RRP ex VAT
500.575.01.1	White	£84.44



**Floor standing toilet, Rimfree®**

W 35 / D 54 / H 41cm  
Back-to-wall, washdown toilet pan, 6/4 litre, hidden fastening.

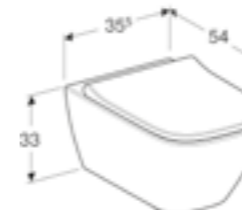
Art. no.	Product Description	RRP ex VAT
500.840.00.1	White	£403.73



**Wall-hung toilet, Rimfree®**

W 35 / D 54 / H 33.5cm  
Wall-hung fully shrouded toilet pan, 6/4 litre, hidden fastening, Rimfree®.

Art. no.	Product Description	RRP ex VAT
500.208.01.1	White	£366.17



**Wall-hung toilet with seat, Rimfree®**

W 35.5 / D 54 / H 33cm  
Wall-hung toilet, fully shrouded toilet pan, 6/4 litre, with hidden fastening, soft close quick release WC seat, Rimfree®

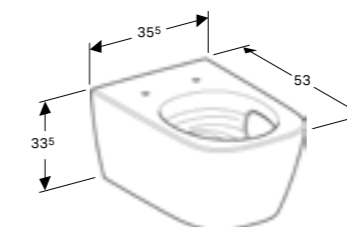
Art. no.	Product Description	RRP ex VAT
500.683.00.2	White	£521.91



**Wall-hung toilet Rimfree®, short projection**

W 35 / D 49 / H 33 cm  
Wall-hung fully shrouded, short projection toilet pan, 6/4 litre, hidden fastening.

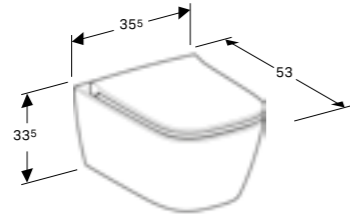
Art. no.	Product Description	RRP ex VAT
500.379.01.1	White	£415.84



**Wall-hung toilet, TurboFlush**

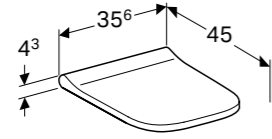
W 35.5 / D 53 / H 33.5cm  
Rimfree® WC ceramic featuring TurboFlush technology. Shrouded, hidden fastening. Square design.

Art. no.	Product Description	RRP ex VAT
503.170.00.1	White	£457.43



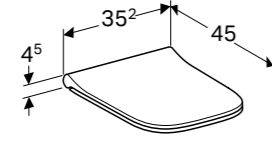
**Wall-hung toilet with seat, TurboFlush**  
 W 35.5 / D 53 / H 33.5cm  
 Rimfree® WC ceramic featuring TurboFlush technology.  
 Shrouded, hidden fastening. Lockable quick release hinges.  
 Sandwich shape.

Art. no.	Product Description	RRP ex VAT
503.171.00.1	White	£574.11



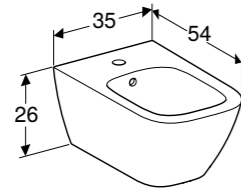
**Toilet seat, wrap over**  
 W 35.6 / D 45 / H 4.3cm  
 Hinges made of metal, slim design, overlapping lid.

Art. no.	Product Description	RRP ex VAT
500.238.01.1	White	£150.25
500.687.01.1	White, soft closing, quick release	£216.74



**Toilet seat, sandwich**  
 W 35.2 / D 45 / H 4.5cm  
 Hinges made of metal, slim design, sandwich lid.

Art. no.	Product Description	RRP ex VAT
500.239.01.1	White	£136.87
500.688.01.1	White, soft closing, quick release	£202.56




**Square wall-hung premium shrouded bidet**  
 W 35 / D 54 / H 26cm

Art. no.	Product Description	RRP ex VAT
500.209.01.1	White	£425.93



**Floor standing bidet**  
 W 35 / D 54 / H 34.5cm  
 Back-to-wall, hidden fastening.

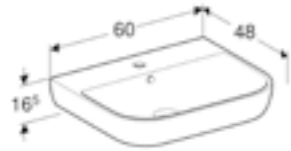
Art. no.	Product Description	RRP ex VAT
500.841.00.1	White	£391.79





**55cm washbasin**  
W 55 / D 48 / H 16.5cm  
Visible overflow.

Art. no.	Product Description	RRP ex VAT
500.227.01.1	Centred tap hole	£162.26



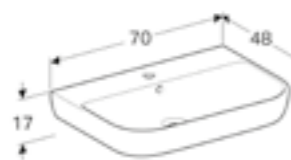
**60cm washbasin**  
W 60 / D 48 / H 16.5cm  
Visible overflow.

Art. no.	Product Description	RRP ex VAT
500.228.01.1	Centred tap hole	£178.49



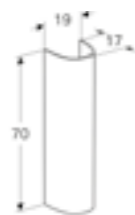
**65cm washbasin**  
W 65 / D 48 / H 17cm  
Visible overflow.

Art. no.	Product Description	RRP ex VAT
500.230.01.1	Centred tap hole	£196.36



**70cm washbasin**  
W 70 / D 48 / H 17cm  
Visible overflow.

Art. no.	Product Description	RRP ex VAT
500.248.01.1	Centred tap hole	£230.65



**Full pedestal**  
W 19 / D 17 / H 70cm  
For use with Smyle 550 -700mm basins.

Art. no.	Product Description	RRP ex VAT
501.449.00.6	White	£68.86



**Half pedestal**  
W 22.5 / D 30 / H 32.5cm  
For use with all Smyle 550-1200mm basins.

Art. no.	Product Description	RRP ex VAT
500.576.01.1	White	£112.55



**Fully shrouded back-to-wall, close coupled WC, Rimfree®**  
W 37.5 / D 63.5 / H 82.5cm  
Washdown fully shrouded toilet pan, multidirectional outlet, hidden fastening

Art. no.	Product Description	RRP ex VAT
503.107.00.1	White	£583.44



**Exposed cistern, bottom water supply connection**  
W 37.5 / D 14.5 / H 43cm  
Close coupled, dual flush 4/2.6 litre, water supply connection.

Art. no.	Product Description	RRP ex VAT
500.214.01.1	White	£188.23



**Toilet seat, overlapping lid**  
W 35.5 / D 45 / H 4.5cm  
Hinges made of metal.

Art. no.	Product Description	RRP ex VAT
500.235.01.1	White	£113.50
500.236.01.1	White, soft closing	£174.46
500.979.01.1	White, soft closing, quick release	£177.64

# VARIFORM





The design of the Geberit VariForm washbasins is based on the four basic geometric shapes; round, rectangle, oval and ellipse. Choose your preferred style of washbasin to suit your individual taste.



DESIGN



CLEANLINESS



USABILITY

LAY-ON WASHBASINS



40cm round  
without overflow



45cm round  
with overflow



55cm oval  
with overflow



55cm oval  
without overflow



55cm elliptical  
without overflow



55 & 60cm elliptical  
with overflow

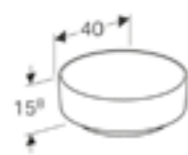


55cm rectangular  
without overflow



60cm rectangular  
with overflow

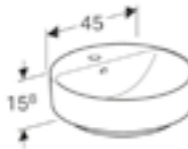




**Round lay-on basin**  
Dia 40cm

Art. no.	Product Description
500.768.01.2	No tap hole without overflow

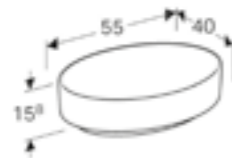
**RRP ex VAT**  
£272.10



**Round lay-on basin**  
Dia 45cm

Art. no.	Product Description
500.769.01.2	One tap hole with overflow
500.770.01.2	One tap hole without overflow

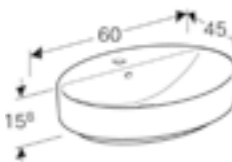
**RRP ex VAT**  
£272.10  
£272.10



**Oval lay-on basin**  
W 55 / D 40cm

Art. no.	Product Description
500.771.01.2	No tap hole without overflow

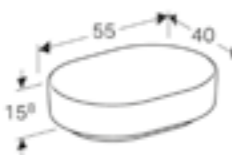
**RRP ex VAT**  
£294.76



**Oval lay-on basin**  
W 60 / D 45cm

Art. no.	Product Description
500.772.01.2	One tap hole with overflow
500.773.01.2	One tap hole without overflow

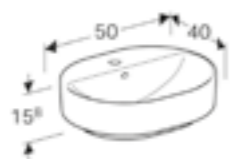
**RRP ex VAT**  
£308.39  
£308.39



**Elliptic lay-on basin**  
W 55 / D 40cm

Art. no.	Product Description
500.774.01.2	No tap hole without overflow

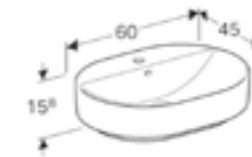
**RRP ex VAT**  
£303.85



**Elliptic lay-on basin**  
W 50 / D 40cm

Art. no.	Product Description
500.775.01.2	One tap hole with overflow
500.776.01.2	One tap hole without overflow

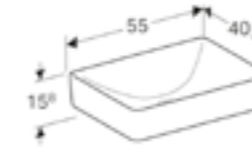
**RRP ex VAT**  
£294.76  
£294.76



**Elliptic lay-on basin**  
W 60 / D 45cm

Art. no.	Product Description
500.777.01.2	One tap hole with overflow
500.778.01.2	One tap hole without overflow

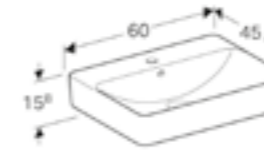
**RRP ex VAT**  
£317.46  
£317.46



**Rectangular lay-on basin**  
W 55 / D 40cm

Art. no.	Product Description
500.779.01.2	No tap hole without overflow

**RRP ex VAT**  
£312.92



**Rectangular lay-on basin**  
W 60 / D 45cm

Art. no.	Product Description
500.780.01.2	One tap hole with overflow
500.781.01.2	One tap hole without overflow

**RRP ex VAT**  
£326.50  
£326.50

# ANIARA





The Geberit Aniara Bathroom Series embodies both timeless design and rich diversity, making it the perfect choice to bring your dream bathroom to life. Our washbasins blend fluid shapes with clear, modern lines for a wonderfully balanced aesthetic.



DESIGN



CLEANLINESS



Geberit Aniara washbasins are available in three different models, making it easy to find the perfect design for your bathroom. For an elegant look with clean lines.



Storage space will always come in useful in your bathroom, so with a choice of under-basin units, wall units and floor standing cabinets you have various options to suit your space.

All furniture units have integrated handles for a clean, modern finish, and the under-basin units feature concealed inner drawers for your smaller bathroom items.



FURNITURE COLOURS

BODY/FRONT



White, silk-glossy    Lava, matt coated



Oak, wood-textured melamine    White, matt coated



Rusty Red (matt)



**CLASSIC RIM WASHBASINS**



55, 60cm no tap hole or overflow



55, 60, 75, 90cm with overflow, no tap hole



55, 60cm single tap hole without overflow



55, 60, 65, 75, 90cm single tap hole with overflow



120cm double washbasin no tap hole with overflow



120cm double washbasin with one or two tap holes with overflow

**VANITY BASINS**



60, 75, 90, 120cm no tap hole or overflow



60, 75, 90, 120cm single tap hole without overflow

**LAY-ON WASHBASINS**



Square 45, 55cm no tap hole or overflow



Elliptical 45, 55cm no tap hole or overflow



Round 35cm no tap hole or overflow

**GUEST BATHROOM BASINS, CABINETS FOR BASINS AND FURNITURE**



55, 60, 75, 90, 120cm cabinet for washbasin with two drawers



55, 60, 75, 90, 120cm washtop

**GUEST BATHROOM BASINS, CABINETS FOR BASINS AND FURNITURE**



65cm side cabinet with one door



85cm medium cabinet with one door



38, 46cm cabinet for handrinse basins, with one door



42cm cabinet for handrinse basins with one door



42cm with overflow, no tap hole



42cm with overflow and tap hole



38, 46cm asymmetrical with single tap hole (left) without overflow



38, 46cm asymmetrical with single tap hole (right) without overflow

**WC'S**



Wall-hung WC, washdown, shrouded



Wall-hung WC set, washdown, shrouded



Toilet seat

**ACCESSORIES**



Set of feet. Available in Black matt, Chrome, Lava matt and White matt and in 5 sizes (15cm, 18.5cm, 22.5cm, 26cm, 30cm)



Towel rail for bathroom furniture. Available in Black matt, Chrome, Sand grey, Lava matt and White matt



Bamboo drawer insert. Available in 3 widths and in H partition and H partition asymmetrical variants 9.8cm, 12.7cm and 15.6cm



Siphon tray insert for trap cutout

**FINISHES**



White silk-glossy coated



White silk-matt coated



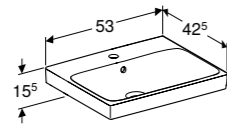
Lava silk-matt coated



Rusty red silk-matt coated

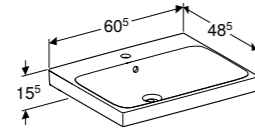


Oak-effect wood-textured melamine



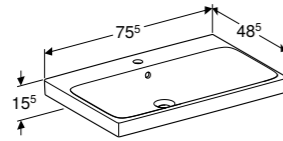
**55cm washbasin**  
W 55/ D 42.5/ H 15.5cm

Art. no.	Product Description	RRP ex VAT
510.050.00.1	With central tap hole with overflow	£182.65
510.050.00.3	With central tap hole without overflow	£182.65
510.050.00.5	No tap hole with overflow	£182.65
510.050.00.7	No tap hole without overflow	£182.65



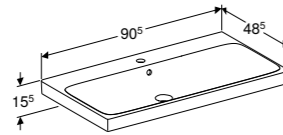
**60cm washbasin**  
W 60.5/ D 48.5/ H 15.5cm

Art. no.	Product Description	RRP ex VAT
510.051.00.1	With central tap hole with overflow	£196.44
510.051.00.3	With central tap hole without overflow	£196.44
510.051.00.5	No tap hole with overflow	£196.44
510.051.00.7	No tap hole without overflow	£196.44



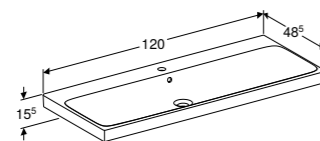
**75cm washbasin**  
W 75.5/ D 48.5/ H 15.5cm

Art. no.	Product Description	RRP ex VAT
510.052.00.1	With central tap hole with overflow	£341.20
510.052.00.5	No tap hole with overflow	£341.20



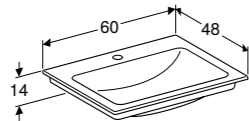
**90cm washbasin**  
W 90.5/ D 48.5/ H 15.5cm

Art. no.	Product Description	RRP ex VAT
510.053.00.1	With central tap hole with overflow	£511.80
510.053.00.5	No tap hole with overflow	£511.80



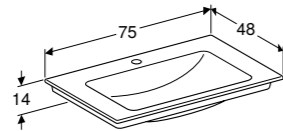
**120cm washbasin**  
W 120/ D 48.5/ H 15.5cm

Art. no.	Product Description	RRP ex VAT
510.054.00.1	With central tap hole with overflow	£663.44
510.054.00.5	No tap hole with overflow	£663.44
510.055.00.1	Left and right hand tap hole with overflow	£663.44



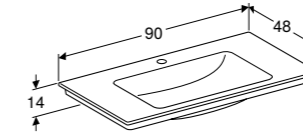
**60cm vanity basin**  
W 60/ D 48/ H 14cm

Art. no.	Product Description	RRP ex VAT
505.110.01.1	With central tap hole without overflow	£224.03
505.111.01.1	No tap hole without overflow	£224.03



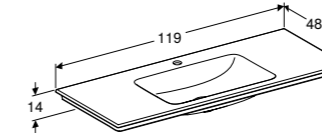
**75cm vanity basin**  
W 75/ D 48/ H 14cm

Art. no.	Product Description	RRP ex VAT
505.110.01.2	With central tap hole without overflow	£379.12
505.111.01.2	No tap hole without overflow	£379.12



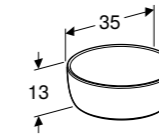
**90cm vanity basin**  
W 90/ D 48/ H 14cm

Art. no.	Product Description	RRP ex VAT
505.110.01.3	With central tap hole without overflow	£514.05
505.111.01.3	No tap hole without overflow	£514.05



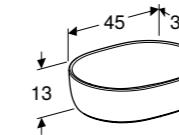
**120cm vanity basin**  
W 120/ D 48/ H 14cm

Art. no.	Product Description	RRP ex VAT
505.110.01.5	With central tap hole without overflow	£630.43
505.111.01.5	No tap hole without overflow	£630.43



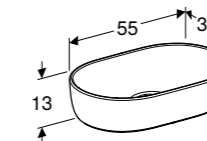
**35cm round lay-on washbasin**  
W 35/ D 35/ H 13cm

Art. no.	Product Description	RRP ex VAT
510.056.00.1	No tap hole without overflow	£258.48



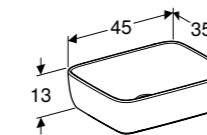
**45cm elliptic lay-on washbasin**  
W 45/ D 35/ H 13cm

Art. no.	Product Description	RRP ex VAT
510.057.00.1	No tap hole without overflow	£297.51



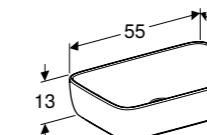
**55cm elliptic lay-on washbasin**  
W 55/ D 35/ H 13cm

Art. no.	Product Description	RRP ex VAT
510.058.00.1	No tap hole without overflow	£308.90



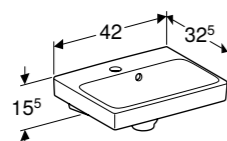
**45cm square lay-on washbasin**  
W 45/ D 35/ H 13cm

Art. no.	Product Description	RRP ex VAT
510.059.00.1	No tap hole without overflow	£297.51



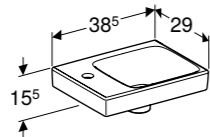
**55cm square lay-on washbasin**  
W 55/ D 35/ H 13cm

Art. no.	Product Description	RRP ex VAT
510.060.00.1	No tap hole without overflow	£308.90



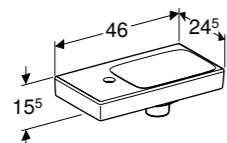
**42cm handrinse basin**  
W 42/ D 32.5/ H 15.5cm

Art. no.	Product Description	RRP ex VAT
510.061.00.1	With central tap hole with overflow	£144.76
510.061.00.5	No tap hole with overflow	£144.76



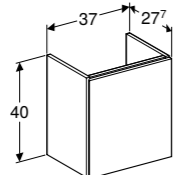
**38cm asymmetrical handrinse basin**  
W 38.5/ D 29/ H 15.5cm

Art. no.	Product Description	RRP ex VAT
510.062.00.1	With left hand tap hole without overflow	£129.29
510.063.00.1	With right hand tap hole without overflow	£129.29



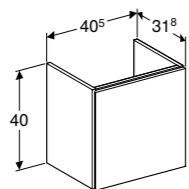
**46cm asymmetrical handrinse basin**  
W 46/ D 24.5/ H 15.5cm

Art. no.	Product Description	RRP ex VAT
510.064.00.1	With left hand tap hole without overflow	£170.60
510.065.00.1	With right hand tap hole without overflow	£170.60



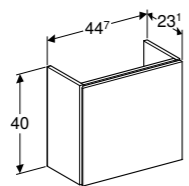
**38cm cabinet for handrinse basin, one door (left or right hinge)**  
W 37/ D 27.7/ H 40cm

Art. no.	Product Description	RRP ex VAT
510.071.01.1	White, silk-glossy	£268.52
510.071.00.3	White, silk-matt	£268.52
510.071.JK.1	Lava, silk-matt	£268.52
510.071.00.2	Rusty red, silk-matt	£268.52
510.071.JH.1	Oak, wood-textured melamine	£268.52



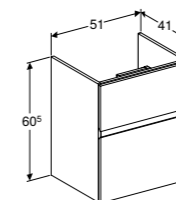
**42cm cabinet for handrinse basin, one door (left or right hinge)**  
W 40.5/ D 31.8/ H 40cm

Art. no.	Product Description	RRP ex VAT
510.072.01.1	White, silk-glossy	£317.04
510.072.00.3	White, silk-matt	£317.04
510.072.JK.1	Lava, silk-matt	£317.04
510.072.00.2	Rusty red, silk-matt	£317.04
510.072.JH.1	Oak, wood-textured melamine	£317.04



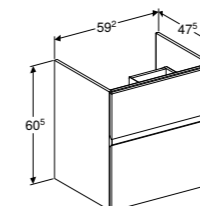
**46cm cabinet for handrinse basin, one door (left or right hinge)**  
W 44.7/ D 23.1/ H 40cm

Art. no.	Product Description	RRP ex VAT
510.073.01.1	White, silk-glossy	£365.00
510.073.00.3	White, silk-matt	£365.00
510.073.JK.1	Lava, silk-matt	£365.00
510.073.00.2	Rusty red, silk-matt	£365.00
510.073.JH.1	Oak, wood-textured melamine	£365.00



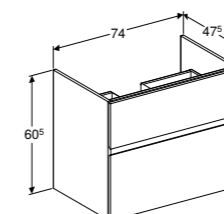
**55cm cabinet for washbasin with two drawers**  
W 51/ D 47.5/ H 60.5cm

Art. no.	Product Description	RRP ex VAT
510.066.01.1	White, silk-glossy	£533.78
510.066.00.3	White, silk-matt	£533.78
510.066.JK.1	Lava, silk-matt	£533.78
510.066.00.2	Rusty red, silk-matt	£533.78
510.066.JH.1	Oak, wood-textured melamine	£533.78



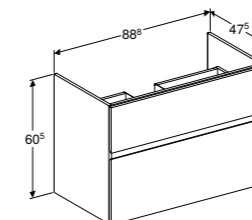
**60cm cabinet for washbasin with two drawers**  
W 59.2/ D 47.5/ H 60.5cm

Art. no.	Product Description	RRP ex VAT
510.067.01.1	White, silk-glossy	£598.50
510.067.00.3	White, silk-matt	£598.50
510.067.JK.1	Lava, silk-matt	£598.50
510.067.00.2	Rusty red, silk-matt	£598.50
510.067.JH.1	Oak, wood-textured melamine	£598.50



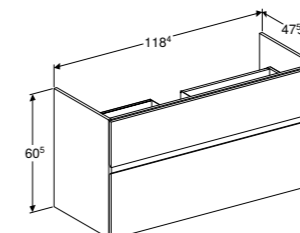
**75cm cabinet for washbasin with two drawers**  
W 74/ D 47.5/ H 60.5cm

Art. no.	Product Description	RRP ex VAT
510.068.01.1	White, silk-glossy	£630.83
510.068.00.3	White, silk-matt	£630.83
510.068.JK.1	Lava, silk-matt	£630.83
510.068.00.2	Rusty red, silk-matt	£630.83
510.068.JH.1	Oak, wood-textured melamine	£630.83



**90cm cabinet for washbasin with two drawers**  
W 88.8/ D 47.5/ H 60.5cm

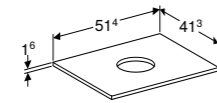
Art. no.	Product Description	RRP ex VAT
510.069.01.1	White, silk-glossy	£745.90
510.069.00.3	White, silk-matt	£745.90
510.069.JK.1	Lava, silk-matt	£745.90
510.069.00.2	Rusty red, silk-matt	£745.90
510.069.JH.1	Oak, wood-textured melamine	£745.90



**120cm cabinet for washbasin with two drawers**  
W 118.4/ D 47.5/ H 60.5cm

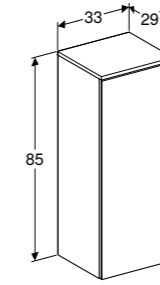
Art. no.	Product Description	RRP ex VAT
510.070.01.1	White, silk-glossy	£857.30
510.070.00.3	White, silk-matt	£857.30
510.070.JK.1	Lava, silk-matt	£857.30
510.070.00.2	Rusty red, silk-matt	£857.30
510.070.JH.1	Oak, wood-textured melamine	£857.30





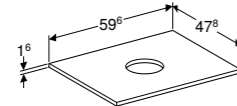
**Centered washtop**  
W 51.4/ D 41.3/ H 1.6cm

Art. no.	Product Description	RRP ex VAT
510.074.01.1	White, silk-glossy	£143.44
510.074.00.3	White, silk-matt	£143.44
510.074.JK.1	Lava, silk-matt	£143.44
510.074.00.2	Rusty red, silk-matt	£143.44
510.074.JH.1	Oak, wood-textured melamine	£143.44



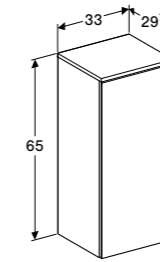
**Medium cabinet with one door**  
W 33/ D 29.7/ H 85cm

Art. no.	Product Description	RRP ex VAT
504.059.01.1	White, silk-glossy	£377.71
504.059.00.3	White, silk-matt	£377.71
504.059.JK.1	Lava, silk-matt	£377.71
504.059.00.2	Rusty red, silk-matt	£377.71
504.059.JH.1	Oak, wood-textured melamine	£377.71



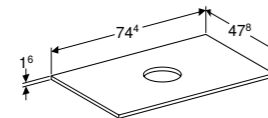
**Centered washtop**  
W 59.6/ D 47.8/ H 1.6cm

Art. no.	Product Description	RRP ex VAT
510.075.01.1	White, silk-glossy	£158.70
510.075.00.3	White, silk-matt	£158.70
510.075.JK.1	Lava, silk-matt	£158.70
510.075.00.2	Rusty red, silk-matt	£158.70
510.075.JH.1	Oak, wood-textured melamine	£158.70



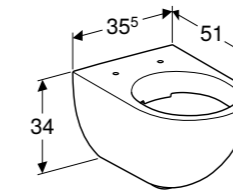
**Side cabinet with one door**  
W 33/ D 29.7/ H 65cm

Art. no.	Product Description	RRP ex VAT
504.058.01.1	White, silk-glossy	£331.38
504.058.00.3	White, silk-matt	£331.38
504.058.JK.1	Lava, silk-matt	£331.38
504.058.00.2	Rusty red, silk-matt	£331.38
504.058.JH.1	Oak, wood-textured melamine	£331.38



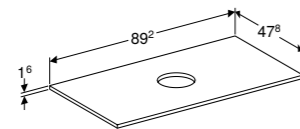
**Centered washtop**  
W 74.4/ D 47.8/ H 1.6cm

Art. no.	Product Description	RRP ex VAT
510.076.01.1	White, silk-glossy	£173.97
510.076.00.3	White, silk-matt	£173.97
510.076.JK.1	Lava, silk-matt	£173.97
510.076.00.2	Rusty red, silk-matt	£173.97
510.076.JH.1	Oak, wood-textured melamine	£173.97



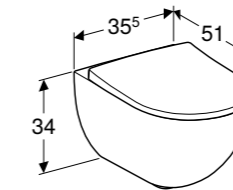
**Wall-hung WC, washdown, shrouded, Rimfree®**  
W 35.5/ D 51/ H 34cm

Art. no.	Product Description	RRP ex VAT
504.055.00.1	White	£297.89



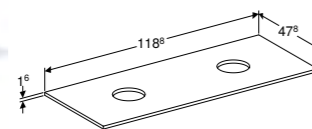
**Centered washtop**  
W 89.2/ D 47.8/ H 1.6cm

Art. no.	Product Description	RRP ex VAT
510.077.01.1	White, silk-glossy	£189.23
510.077.00.3	White, silk-matt	£189.23
510.077.JK.1	Lava, silk-matt	£189.23
510.077.00.2	Rusty red, silk-matt	£189.23
510.077.JH.1	Oak, wood-textured melamine	£189.23



**Wall-hung WC set, washdown, shrouded, Rimfree®**  
W 35.5/ D 51/ H 34cm  
With soft closing, quick release seat

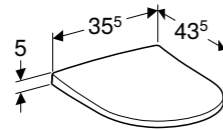
Art. no.	Product Description	RRP ex VAT
504.056.00.1	White	£387.17



**Left and right section washtop**  
W 118.8/ D 47.8/ H 1.6cm

Art. no.	Product Description	RRP ex VAT
510.078.01.1	White, silk-glossy	£222.80
510.078.00.3	White, silk-matt	£222.80
510.078.JK.1	Lava, silk-matt	£222.80
510.078.00.2	Rusty red, silk-matt	£222.80
510.078.JH.1	Oak, wood-textured melamine	£222.80





**Toilet seat**  
W 35.5 / D 43.5 / H 50cm

**Art. no.** 504.051.01.1 **Product Description** White

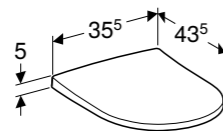
**RRP ex VAT**  
£70.82



**Insert for trap cut-out**  
W 17.3 / D 20 / H 2.5cm

**Art. no.** 503.201.00.1 **Product Description** Lava

**RRP ex VAT**  
£TBA



**Toilet seat**  
W 35.5 / D 43.5 / H 50cm  
Soft closing

**Art. no.** 504.052.01.1 **Product Description** White

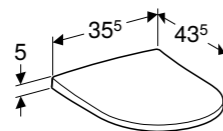
**RRP ex VAT**  
£116.37



**Set of narrow feet (2 pc.)**  
H/15–15.8cm

**Art. no.** 500.367.16.1 **Product Description** Black matt, powder-coated  
500.367.00.1 Chrome, glossy  
500.367.JK.1 Lava matt, powder-coated  
500.367.01.1 White matt, powder-coated

**RRP ex VAT**  
£TBA  
£163.29  
£TBA  
£TBA



**Toilet seat**  
W 35.5 / D 43.5 / H 50cm  
Soft closing, quick release seat

**Art. no.** 504.053.01.1 **Product Description** White

**RRP ex VAT**  
£120.27



**Set of narrow feet (2 pc.)**  
H/18.5–19.3cm

**Art. no.** 500.329.16.1 **Product Description** Black matt, powder-coated  
500.329.00.1 Chrome, glossy  
500.329.JK.1 Lava matt, powder-coated  
500.329.01.1 White matt, powder-coated

**RRP ex VAT**  
£TBA  
£154.04  
£TBA  
£TBA



**Set of narrow feet (2 pc.)**  
H/ 22.5–23.3cm

**Art. no.** 500.330.16.1 **Product Description** Black matt, powder-coated  
500.330.00.1 Chrome, glossy  
500.330.JK.1 Lava matt, powder-coated  
500.330.01.1 White matt, powder-coated

**RRP ex VAT**  
£TBA  
£164.01  
£TBA  
£TBA



**Bamboo drawer insert**  
W 9.8 / D 32.9 / H 6.7cm

**Art. no.** 503.193.00.1 **Product Description** Bamboo drawer insert

**RRP ex VAT**  
£TBA



**Set of narrow feet (2 pc.)**  
H/ 26–26.8cm

**Art. no.** 500.658.16.1 **Product Description** Black matt, powder-coated  
500.658.00.1 Chrome, glossy  
500.658.JK.1 Lava matt, powder-coated  
500.658.01.1 White matt, powder-coated

**RRP ex VAT**  
£TBA  
£86.67  
£TBA  
£TBA



**Bamboo drawer insert with H Partition**  
W 12.7 / D 32.9 / H 6.7cm

**Art. no.** 503.194.00.1 **Product Description** Bamboo drawer insert with H Partition

**RRP ex VAT**  
£TBA



**Set of narrow feet (2 pc.)**  
H/ 30–30.8cm

**Art. no.** 500.657.16.1 **Product Description** Black matt, powder-coated  
500.657.00.1 Chrome, glossy  
500.657.JK.1 Lava matt, powder-coated  
500.657.01.1 White matt, powder-coated

**RRP ex VAT**  
£TBA  
£69.33  
£TBA  
£TBA



**Bamboo drawer insert with asymmetrical H partition**  
W 15.6 / D 32.9 / H 6.7cm

**Art. no.** 503.201.00.1 **Product Description** Bamboo drawer insert with asymmetrical H partition

**RRP ex VAT**  
£TBA



**Towel rail for bathroom furniture**  
W 42.4 / D 1.9 / H 4.9cm

**Art. no.** 502.328.14.1 **Product Description** Black matt, powder-coated  
502.328.JK.1 Chrome glossy  
502.328.JL.1 Lava matt, powder-coated  
502.328.01.3 White matt, powder-coated

**RRP ex VAT**  
£37.10  
£37.10  
£37.10  
£37.10

# SELNOVA COMPACT





The Geberit Selnova Compact range offers ideal solutions for stylishly fitted out small bathrooms and ensuites. Maximising the potential of your space



DESIGN



CLEANLINESS



ACCESSIBILITY



COMPACT  
OPTION

# SELNOVA COMPACT WASHBASINS

## **SMALL CAN BE BEAUTIFUL**

The special Geberit Selnova Compact range offers ideal solutions for stylishly fitted out small bathrooms and guest toilets. As well as short projection toilets and bidets, the range includes handrinse basins with a compact depth and corner basins to save those crucial few centimetres which make such a difference in a small room.

The washbasin cabinets, available in white and grey gloss provide ample storage solutions when space is at a premium.

# SELNOVA COMPACT TOILETS

Available in a round and square design.



Soft closing



Ground clearance



QuickRelease  
function for the  
toilet seat



Rimfree®



HANDRINSE WASHBASINS



360, 450mm



450mm short projection

WASHBASINS



500, 550, 600, 650mm

FURNITURE



450, 500, 550 & 600mm plinths



Feet set

COMPACT CABINET FOR HANDRINSE BASIN



40, 45, 50cm short projection with one door



55, 60cm one door



65cm two doors

COMPACT CABINET FOR CORNER BASIN



45, 69.5cm

WC'S



Premium round compact wall-hung



Round compact wall-hung Rimfree®



Compact back-to-wall Rimfree®



Compact close coupled Rimfree®



Rimfree® square compact & wall-hung

FINISHES



White, silk-glossy coated



White, silk-matt coated



Lava, silk-matt coated



Sand, silk-matt coated



Sage Green, silk-matt coated



Natural Oak, wood-textured melamine



Hickory, wood-textured melamine



Scan for further product information



**40cm handrinse washbasin**  
W 40 / D 25 / H 10cm  
Visible overflow.

Art. no.	Product Description	RRP ex VAT
501.517.00.7	Right tap hole	£91.90
501.518.00.7	Left tap hole	£91.90



**60cm washbasin**  
W 60 / D 37 / H 10cm  
Visible overflow.

Art. no.	Product Description	RRP ex VAT
501.511.00.7	One tap hole	£139.58
501.512.00.7	Two tap holes	£139.58



**45cm handrinse washbasin**  
W 45 / D 34 / H 17cm  
Visible overflow.

Art. no.	Product Description	RRP ex VAT
501.515.00.6	One tap hole	£96.49
501.516.00.7	Two tap holes	£96.49



**65cm washbasin**  
W 65 / D 40 / H 18.5cm  
Visible overflow.

Art. no.	Product Description	RRP ex VAT
501.890.00.7	With central tap hole	£171.67
501.892.00.7	Without tap hole	£171.67



**50cm washbasin**  
W 50 / D 25 / H 10cm  
Visible overflow.

Art. no.	Product Description	RRP ex VAT
501.507.00.7	One tap hole	£126.55



**45cm\* round corner handrinse basin**  
W 32 / D 32 / H 11cm  
Visible overflow.

Art. no.	Product Description	RRP ex VAT
501.519.00.6	One tap hole	£99.66

\*dimension for corner to corner measurement



**50cm washbasin with LH shelf space**  
W 50 / D 25 / H 10cm  
Visible overflow.

Art. no.	Product Description	RRP ex VAT
501.506.00.7	One tap hole with left hand shelf space	£132.94



**70cm\* round corner washbasin**  
W 50 / D 50 / H 10cm  
Visible overflow.

Art. no.	Product Description	RRP ex VAT
501.508.00.7	One tap hole	£126.55

\*dimension for corner to corner measurement



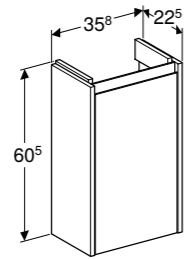
**55cm washbasin**  
W 55 / D 37 / H 10cm  
Visible overflow.

Art. no.	Product Description	RRP ex VAT
501.509.00.6	One tap hole	£132.94
501.510.00.7	Two tap holes	£132.94



**Furniture feet set**  
W 4 / D 4 / H 15-16.5cm

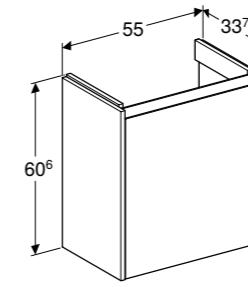
Art. no.	Product Description	RRP ex VAT
500550000	Chrome plated	£44.86



**Compact cabinet for handrinse basin, with one door, shortened projection**

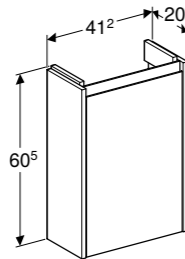
W 35.8 / D 22.5 / H 60.5cm

Art. no.	Product Description	RRP ex VAT
504.070.01.1	White, silk-glossy coated	£336.96
504.070.00.1	White, silk-matt coated	£336.96
504.070.JK.1	Lava, silk-matt coated	£336.96
504.070.DB.1	Sand, silk-matt coated	£336.96
504.070.IK.1	Sage Green, silk-matt coated	£336.96
504.070.PS.1	Natural Oak, wood-textured melamine	£336.96
504.070.JR.1	Hickory, wood-textured melamine	£336.96



**Compact cabinet for washbasin, with one door**  
W 55 / D 33 / H 60.6cm

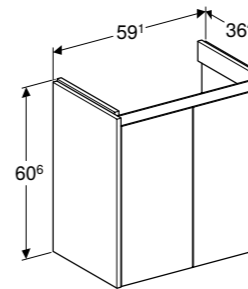
Art. no.	Product Description	RRP ex VAT
504.074.01.1	White, silk-glossy coated	£428.43
504.074.00.1	White, silk-matt coated	£428.43
504.074.JK.1	Lava, silk-matt coated	£428.43
504.074.DB.1	Sand, silk-matt coated	£428.43
504.074.IK.1	Sage Green, silk-matt coated	£428.43
504.074.PS.1	Natural Oak, wood-textured melamine	£428.43
504.074.JR.1	Hickory, wood-textured melamine	£428.43



**Compact cabinet for handrinse basin, with one door, shortened projection**

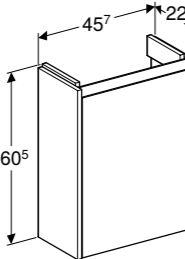
W 41.2 / D 20.1 / H 60.5cm

Art. no.	Product Description	RRP ex VAT
504.071.01.1	White, silk-glossy coated	£353.26
504.071.00.1	White, silk-matt coated	£353.26
504.071.JK.1	Lava, silk-matt coated	£353.26
504.071.DB.1	Sand, silk-matt coated	£353.26
504.071.IK.1	Sage Green, silk-matt coated	£353.26
504.071.PS.1	Natural Oak, wood-textured melamine	£353.26
504.071.JR.1	Hickory, wood-textured melamine	£353.26



**Compact cabinet for washbasin, with two doors**  
W 59.1 / D 20.1 / H 60.6cm

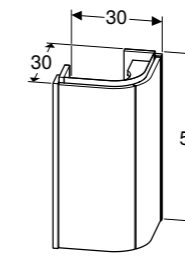
Art. no.	Product Description	RRP ex VAT
504.075.01.1	White, silk-glossy coated	£476.36
504.075.00.1	White, silk-matt coated	£476.36
504.075.JK.1	Lava, silk-matt coated	£476.36
504.075.DB.1	Sand, silk-matt coated	£476.36
504.075.IK.1	Sage Green, silk-matt coated	£476.36
504.075.PS.1	Natural Oak, wood-textured melamine	£476.36
504.075.JR.1	Hickory, wood-textured melamine	£476.36



**Compact cabinet for handrinse basin, with one door, shortened projection**

W 45.7 / D 20.1 / H 60.5cm

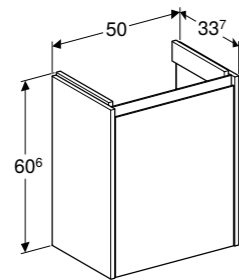
Art. no.	Product Description	RRP ex VAT
504.072.01.1	White, silk-glossy coated	£370.00
504.072.00.1	White, silk-matt coated	£370.00
504.072.JK.1	Lava, silk-matt coated	£370.00
504.072.DB.1	Sand, silk-matt coated	£370.00
504.072.IK.1	Sage Green, silk-matt coated	£370.00
504.072.PS.1	Natural Oak, wood-textured melamine	£370.00
504.072.JR.1	Hickory, wood-textured melamine	£370.00



**45cm compact cabinet for corner handrinse basin, with two doors**

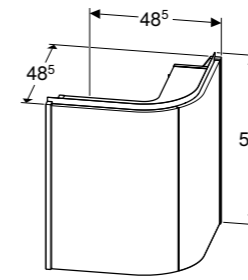
W 42.6 / D 30 / H 59.5cm

Art. no.	Product Description	RRP ex VAT
504.076.00.1	White, high-gloss coated	£520.59



**Compact cabinet for washbasin, with one door**  
W 50 / D 33 / H 60.6cm

Art. no.	Product Description	RRP ex VAT
504.073.01.1	White, silk-glossy coated	£387.00
504.073.00.1	White, silk-matt coated	£387.00
504.073.JK.1	Lava, silk-matt coated	£387.00
504.073.DB.1	Sand, silk-matt coated	£387.00
504.073.IK.1	Sage Green, silk-matt coated	£387.00
504.073.PS.1	Natural Oak, wood-textured melamine	£387.00
504.073.JR.1	Hickory, wood-textured melamine	£387.00



**69.5cm compact cabinet for corner handrinse basin, with two doors**

W 68.5 / D 48.5 / H 59.5cm

Art. no.	Product Description	RRP ex VAT
504.077.00.1	White, high-gloss coated	£615.46

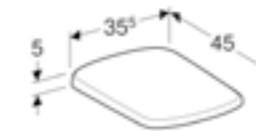




**Floor standing premium toilet, for close coupled cistern, Rimfree®**  
W 35.5 / D 60 / H 40cm  
Multidirectional outlet.

Art. no.	Product Description	RRP ex VAT
500.478.01.7	White	£246.92

Pictured with 501.459.00.6, both cistern and seat sold separately.



**Toilet seat**  
W 35.5 / D 45 / H 5cm  
Square design, white, metal hinges, for use with 501.504.00.7.

Art. no.	Product Description	RRP ex VAT
500.338.01.1	Standard close, top fix	£67.12
500.334.01.1	Soft close, top fix	£118.02
500.336.01.1	Soft close, quick release, top fix	£133.72



**Floor standing toilet, back-to-wall, Rimfree®**  
W 35.5 / D 48 / H 40cm  
Semi-shrouded.

Art. no.	Product Description	RRP ex VAT
500.394.01.7	White	£292.42

Seat sold separately.



**Square toilet seat**  
W 35.5 / D 45 / H 5cm  
For use with 500.280.01.7, fastening from above.

Art. no.	Product Description	RRP ex VAT
501.930.01.1	Soft close, quick release	£133.72



**Wall-hung toilet, Rimfree®**  
W 35.5 / D 48 / H 34cm  
Washdown toilet pan, short projection.

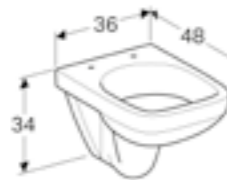
Art. no.	Product Description	RRP ex VAT
500.349.01.7	White	£270.25

Seat sold separately.



**Round toilet seat**  
W 37 / D 39.5 / H 5cm  
For use with 500.394.01.7 and 500.478.01.7, fastening from above.

Art. no.	Product Description	RRP ex VAT
501.877.00.1	Standard close	£80.17
501.878.00.1	Soft close	£115.87
501.931.00.1	Soft close, quick release	£142.62



**Wall-hung toilet**  
W 36 / D 48 / H 34cm  
Square design, short projection.

Art. no.	Product Description	RRP ex VAT
501.504.00.7	White	£211.64

Seat sold separately.



**Shrouded wall-hung toilet, Rimfree®**  
W 35.5 / D 49 / H 33cm  
Washdown toilet pan, short projection, shrouded.

Art. no.	Product Description	RRP ex VAT
500.377.01.7	White	£368.92

Seat sold separately.

# SELNOVA SQUARE





Geberit Selnova Square's modern, yet classic designs, blend harmoniously into any bathroom. This is in addition to many clever solutions for special requirements, making it very easy to turn an old bathroom into a modern space. **Corners and edges, new highlights.**



DESIGN



CLEANLINESS



ACCESSIBILITY



# SELNOVA SQUARE WASHBASINS & FURNITURE

## A CLEAN-LINED CONCEPT

The washbasins taper downwards to form a connection with the cabinets underneath, which are set noticeably further back. This approach enhances the slimline, light weight appearance of the bathroom series. The integrated, delicately curving profile handles mimic the curves formed by the fronts of the washbasins, emphasising the impression of lightness.

Modular side cabinets are available in a variety of shapes and sizes and with corresponding mirror cabinets for extra storage. The furniture is delivered fully preassembled, and now available in new colours, such as sand grey, sage green, white (matt), hickory, and oak.



# SELNOVA SQUARE TOILETS

## SUITABLE TOILETS FOR EVERY CONSTRUCTION SITUATION

The Geberit Selnova Square design language follows through to the toilet and bidet options. The wide range of both wall-hung and floor-standing toilets offers a solution for every bathroom – including for cost-effective modernisations without complex structural modifications.



Soft closing



Ground clearance



QuickRelease function for the toilet seat



Rimfree®



**HANDRINSE WASHBASINS**



36 & 45cm



45cm short projection

**WASHBASINS**



50, 55, 60 & 65cm



55cm countertop



55cm semi-recessed

**PEDESTALS**



Pedestals full & semi

**FURNITURE**



85cm  
medium cabinet with 1 door



65cm  
low cabinet with 1 door

**MIRRORS & MIRROR CABINETS**



60cm & 80cm mirrors



60 & 80cm  
mirror cabinet with 1 door



Lamp for mirror cabinet,  
chrome finish

**HANDRINSE BASIN WITH CABINET, ONE DOOR**



36 & 45cm

**WASHBASIN WITH CABINET, ONE DOOR**



50, 55 & 60cm

**VANITY BASIN SET**



55, 60, 80 & 100cm single  
basin with narrow rim, with  
cabinet and two drawers



130cm double basin with  
narrow rim, with cabinet  
and two drawers

**ACCESSORIES**



Set of feet. Available in Black matt, Chrome, Lava matt and White matt and in 5 sizes (15cm, 18.5cm, 22.5cm, 26cm, 30cm)



Towel rail for bathroom furniture. Available in Black matt, Chrome, Sand grey, Lava matt and White matt



Bamboo drawer insert. Available in 3 widths and in H partition and H partition asymmetrical variants 9.8cm, 12.7cm and 15.6cm



Siphon tray insert for trap cutout



Scan for further product information

WCs



Rimfree® close coupled



Rimfree® close coupled fully back-to-wall



Rimfree® back-to-wall



Rimfree® wall-hung, fully-shrouded



TurboFlush wall-hung


BIDETS


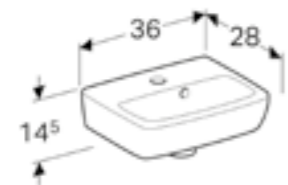


Back-to-wall

FINISHES


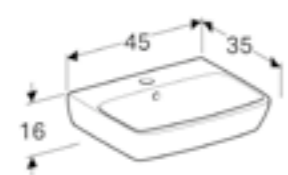
-   
White, silk-glossy coated
-   
White, silk-matt coated
-   
Lava, silk-matt coated
-   
Sand, silk-matt coated
-   
Sage Green, silk-matt coated
-   
Natural Oak, wood-textured melamine
-   
Hickory, wood-textured melamine




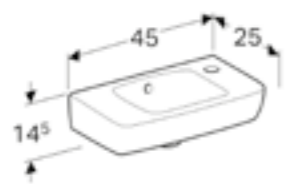
**36cm handrinse washbasin**  
W 36 / D 28 / H 14.5cm  
Visible overflow.

Art. no.	Product Description	RRP ex VAT
501.469.00.6	One tap hole	£77.49
501.471.00.7	Two tap holes	£77.49

**45cm handrinse washbasin**  
W 45 / D 35 / H 16cm  
Visible overflow.

Art. no.	Product Description	RRP ex VAT
501.473.00.6	One tap hole	£84.48
501.474.00.7	Two tap holes	£84.48

**45cm handrinse basin, small projection, with shelf surface**  
W 45 / D 25 / H 14.5cm  
Visible overflow.

Art. no.	Product Description	RRP ex VAT
500.318.01.7	Right hand tap hole	£81.37
500.319.01.7	Left hand tap hole	£76.37




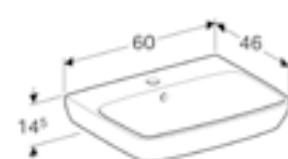

**50cm washbasin**  
W 50 / D 42 / H 17cm  
Visible overflow.

Art. no.	Product Description	RRP ex VAT
501.460.00.6	One tap hole	£97.36




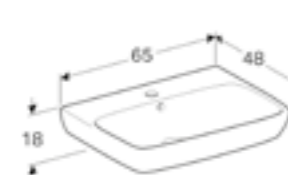

**55cm washbasin**  
W 55 / D 44 / H 17.5cm  
Visible overflow.

Art. no.	Product Description	RRP ex VAT
501.462.00.6	One tap hole	£107.79

**60cm washbasin**  
W 60 / D 46 / H 14.5cm  
Visible overflow.

Art. no.	Product Description	RRP ex VAT
501.464.00.6	One tap hole	£123.03


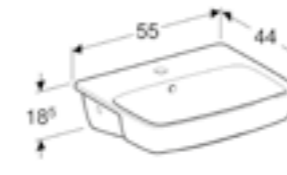
**65cm washbasin**  
W 65 / D 48 / H 18cm  
Visible overflow.

Art. no.	Product Description	RRP ex VAT
501.465.00.7	One tap hole	£141.27




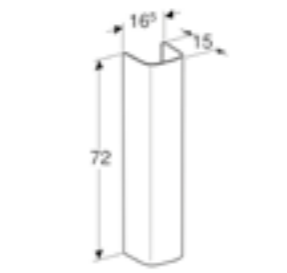

**55cm countertop basin**  
W 55 / D 45 / H 17cm  
Visible overflow.

Art. no.	Product Description	RRP ex VAT
501.466.00.7	One tap hole	£135.79


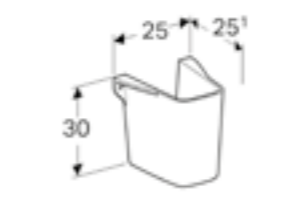
**55cm semi-recessed washbasin**  
W 55 / D 44 / H 18.5cm  
Visible overflow.

Art. no.	Product Description	RRP ex VAT
501.467.00.7	One tap hole	£193.19
501.468.00.7	Two tap holes	£193.19



**Full pedestal**  
W 16.5 / D 15 / H 72cm  
For use with 65/55/50/45/36cm washbasins.

Art. no.	Product Description	RRP ex VAT
501.476.00.6	White	£72.32

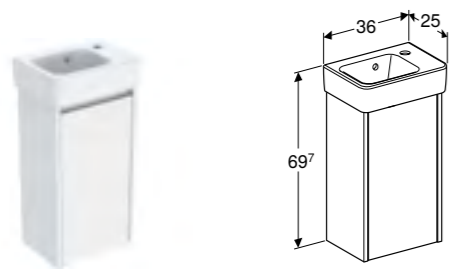
**Semi pedestal**  
W 25 / D 25.1 / H 30cm  
For use with 45/50cm washbasins.

Art. no.	Product Description	RRP ex VAT
501.477.00.7	White	£73.36

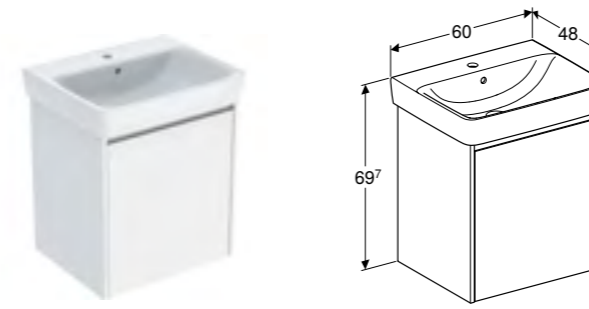
**Semi pedestal**  
W 27.5 / D 28.5 / H 32.5cm  
For use with 65/55/50cm washbasins.

Art. no.	Product Description	RRP ex VAT
501.455.00.6	White	£71.13



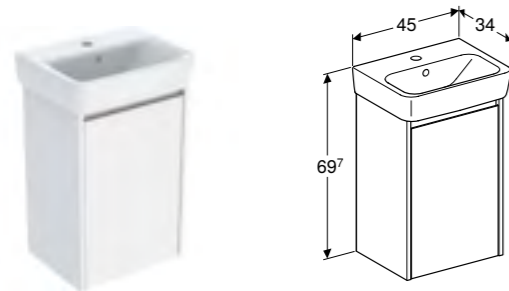
**36cm handrinse basin with cabinet, one door**  
W 36 / D 25 / H 69.7cm

Art. no.	Product Description	RRP ex VAT
504.130.01.1	White, silk-glossy coated	£298.67
504.130.00.1	White, silk-matt coated	£298.67
504.130.JK.1	Lava, silk-matt coated	£298.67
504.130.DB.1	Sand, silk-matt coated	£298.67
504.130.IK.1	Sage Green, silk-matt coated	£298.67
504.130.PS.1	Natural Oak, wood-textured melamine	£298.67
504.130.JR.1	Hickory, wood-textured melamine	£298.67



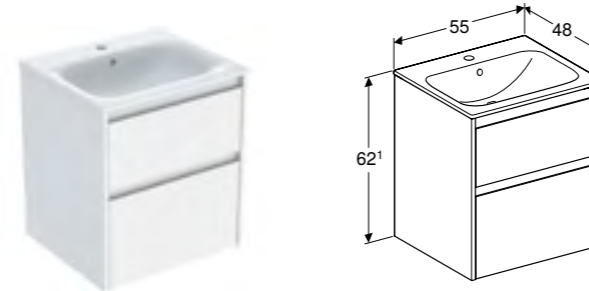
**60cm washbasin with cabinet, one door**  
W 60 / D 48 / H 69.7cm

Art. no.	Product Description	RRP ex VAT
504.134.01.1	White, silk-glossy coated	£413.36
504.134.00.1	White, silk-matt coated	£413.36
504.134.JK.1	Lava, silk-matt coated	£413.36
504.134.DB.1	Sand, silk-matt coated	£413.36
504.134.IK.1	Sage Green, silk-matt coated	£413.36
504.134.PS.1	Natural Oak, wood-textured melamine	£413.36
504.134.JR.1	Hickory, wood-textured melamine	£413.36



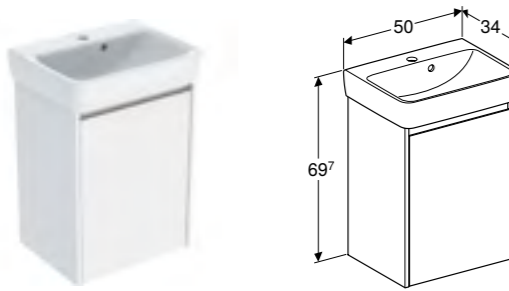
**45cm handrinse basin with cabinet, one door**  
W 45 / D 34 / H 69.7cm

Art. no.	Product Description	RRP ex VAT
504.131.01.1	White, silk-glossy coated	£324.64
504.131.00.1	White, silk-matt coated	£324.64
504.131.JK.1	Lava, silk-matt coated	£324.64
504.131.DB.1	Sand, silk-matt coated	£324.64
504.131.IK.1	Sage Green, silk-matt coated	£324.64
504.131.PS.1	Natural Oak, wood-textured melamine	£324.64
504.131.JR.1	Hickory, wood-textured melamine	£324.64



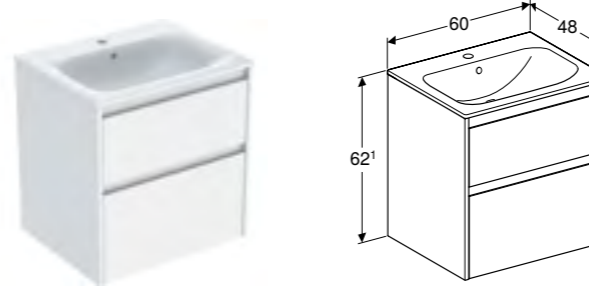
**55cm vanity basin set, narrow rim, with cabinet and two drawers**  
W 55 / D 48 / H 62.1cm

Art. no.	Product Description	RRP ex VAT
504.137.01.1	White, silk-glossy coated	£616.34
504.137.00.1	White, silk-matt coated	£616.34
504.137.JK.1	Lava, silk-matt coated	£616.34
504.137.DB.1	Sand, silk-matt coated	£616.34
504.137.IK.1	Sage Green, silk-matt coated	£616.34
504.137.PS.1	Natural Oak, wood-textured melamine	£616.34
504.137.JR.1	Hickory, wood-textured melamine	£616.34



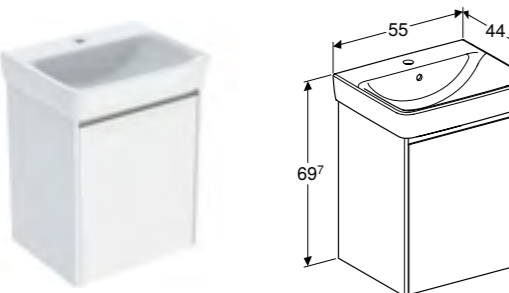
**50cm handrinse basin with cabinet, one door**  
W 50 / D 38 / H 69.7cm

Art. no.	Product Description	RRP ex VAT
504.132.01.1	White, silk-glossy coated	£363.15
504.132.00.1	White, silk-matt coated	£363.15
504.132.JK.1	Lava, silk-matt coated	£363.15
504.132.DB.1	Sand, silk-matt coated	£363.15
504.132.IK.1	Sage Green, silk-matt coated	£363.15
504.132.PS.1	Natural Oak, wood-textured melamine	£363.15
504.132.JR.1	Hickory, wood-textured melamine	£363.15



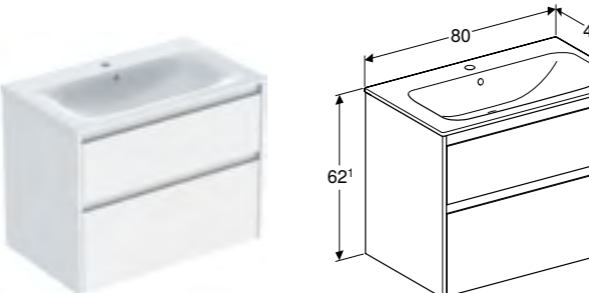
**60cm vanity basin set, narrow rim, with cabinet and two drawers**  
W 60 / D 48 / H 62.1cm

Art. no.	Product Description	RRP ex VAT
504.138.01.1	White, silk-glossy coated	£653.30
504.138.00.1	White, silk-matt coated	£653.30
504.138.JK.1	Lava, silk-matt coated	£653.30
504.138.DB.1	Sand, silk-matt coated	£653.30
504.138.IK.1	Sage Green, silk-matt coated	£653.30
504.138.PS.1	Natural Oak, wood-textured melamine	£653.30
504.138.JR.1	Hickory, wood-textured melamine	£653.30



**55cm handrinse basin with cabinet, one door**  
W 55 / D 44 / H 69.7cm

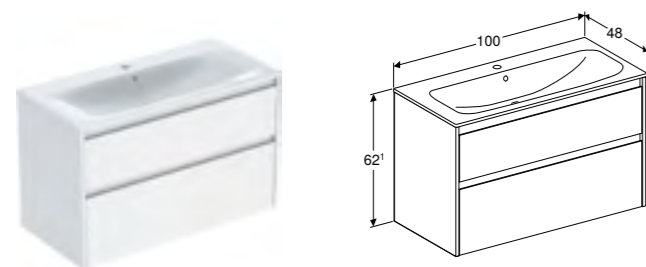
Art. no.	Product Description	RRP ex VAT
504.133.01.1	White, silk-glossy coated	£387.00
504.133.00.1	White, silk-matt coated	£387.00
504.133.JK.1	Lava, silk-matt coated	£387.00
504.133.DB.1	Sand, silk-matt coated	£387.00
504.133.IK.1	Sage Green, silk-matt coated	£387.00
504.133.PS.1	Natural Oak, wood-textured melamine	£387.00
504.133.JR.1	Hickory, wood-textured melamine	£387.00



**80cm vanity basin set, narrow rim, with cabinet and two drawers**  
W 80 / D 48 / H 62.1cm

Art. no.	Product Description	RRP ex VAT
504.139.01.1	White, silk-glossy coated	£896.75
504.139.00.1	White, silk-matt coated	£896.75
504.139.JK.1	Lava, silk-matt coated	£896.75
504.139.DB.1	Sand, silk-matt coated	£896.75
504.139.IK.1	Sage Green, silk-matt coated	£896.75
504.139.PS.1	Natural Oak, wood-textured melamine	£896.75
504.139.JR.1	Hickory, wood-textured melamine	£896.75





**100cm vanity basin set, narrow rim, with cabinet and two drawers**

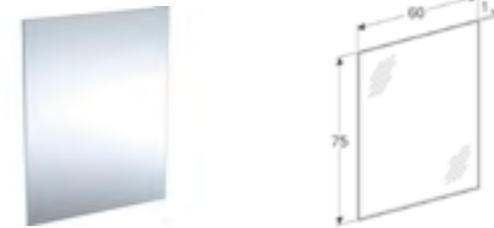
W 100 / D 48 / H 62.1cm

Art. no.	Product Description	RRP ex VAT
504.140.01.1	White, silk-glossy coated	£1155.81
504.140.00.1	White, silk-matt coated	£1155.81
504.140.JK.1	Lava, silk-matt coated	£1155.81
504.140.DB.1	Sand, silk-matt coated	£1155.81
504.140.IK.1	Sage Green, silk-matt coated	£1155.81
504.140.PS.1	Natural Oak, wood-textured melamine	£1155.81
504.140.JR.1	Hickory, wood-textured melamine	£1155.81



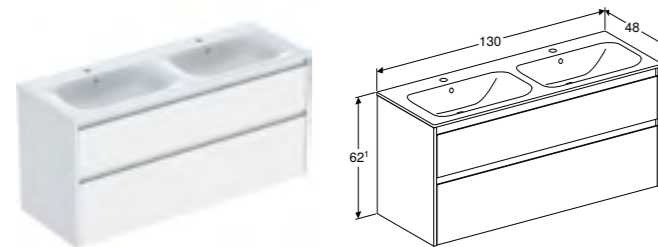
**Set of feet**  
H 19.7 - 20.5cm

Art. no.	Product Description	RRP ex VAT
501.423.01.1	White	£42.85



**60cm mirror**  
W 60 / D 1cm / H 75cm

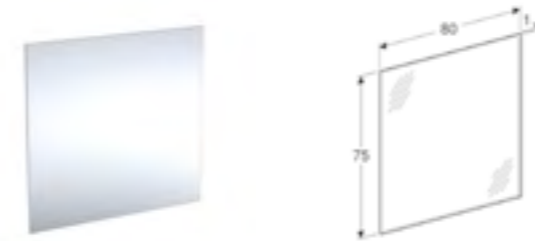
Art. no.	RRP ex VAT
502.891.00.1	£107.12



**130cm double vanity basin set, narrow rim, with cabinet and two drawers**

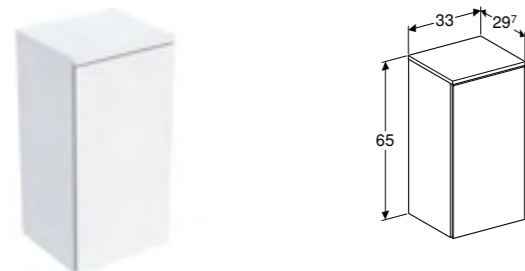
W 130 / D 48 / H 62.1cm

Art. no.	Product Description	RRP ex VAT
504.141.01.1	White, silk-glossy coated	£1468.60
504.141.00.1	White, silk-matt coated	£1468.60
504.141.JK.1	Lava, silk-matt coated	£1468.60
504.141.DB.1	Sand, silk-matt coated	£1468.60
504.141.IK.1	Sage Green, silk-matt coated	£1468.60
504.141.PS.1	Natural Oak, wood-textured melamine	£1468.60
504.141.JR.1	Hickory, wood-textured melamine	£1468.60



**80cm mirror**  
W 80 / D 1cm / H 75cm

Art. no.	RRP ex VAT
502.892.00.1	£128.54



**Low cabinet with one door**

W 33 / D 29.7 / H 65cm

Art. no.	Product Description	RRP ex VAT
504.142.01.1	White, silk-glossy coated	£324.86
504.142.00.1	White, silk-matt coated	£324.86
504.142.JK.1	Lava, silk-matt coated	£324.86
504.142.DB.1	Sand, silk-matt coated	£324.86
504.142.IK.1	Sage Green, silk-matt coated	£324.86
504.142.PS.1	Natural Oak, wood-textured melamine	£324.86
504.142.JR.1	Hickory, wood-textured melamine	£324.86



**58.8cm mirror cabinet, two doors**  
W 58.8 / D 17.5 / H 85cm

Art. no.	Product Description	RRP ex VAT
501.264.00.1	White	£383.85
501.265.00.1	Lava	£383.85
501.266.00.1	Hickory	£383.85
501.267.00.1	Light hickory	£383.85



**Medium cabinet with one door**

W 33 / D 29.7 / H 85cm

Art. no.	Product Description	RRP ex VAT
504.143.01.1	White, silk-glossy coated	£365.47
504.143.00.1	White, silk-matt coated	£365.47
504.143.JK.1	Lava, silk-matt coated	£365.47
504.143.DB.1	Sand, silk-matt coated	£365.47
504.143.IK.1	Sage Green, silk-matt coated	£365.47
504.143.PS.1	Natural Oak, wood-textured melamine	£365.47
504.143.JR.1	Hickory, wood-textured melamine	£365.47



**78.8cm mirror cabinet, two doors**  
W 78.8 / D 17.5 / H 85cm

Art. no.	Product Description	RRP ex VAT
501.268.00.1	White	£464.66
501.269.00.1	Lava	£464.66
501.270.00.1	Hickory	£464.66
501.271.00.1	Light hickory	£464.66



**Lighting kit**  
W 30 / D 10 / H 3.5cm

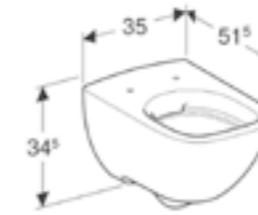
Art. no.	RRP ex VAT
501.280.00.1	£72.63



**Floor standing toilet, for close coupled exposed cistern, Rimfree®**  
W 35 / D 68 / H 40cm  
Horizontal outlet, 6/4 litre or 4/2.6 litre.

Art. no.	Product Description	RRP ex VAT
501.563.01.7	White	£238.45

Pictured with 501.459.00.6, both cistern and seat sold separately.



**Wall-hung toilet, Rimfree®**

W 35 / D 51.5 / H 34.5cm  
Fully shrouded toilet pan with hidden fastening, 6/4 litre.

Art. no.	Product Description	RRP ex VAT
502.726.00.1	White	£355.65

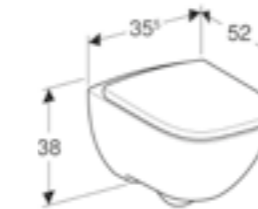
Seat sold separately



**Floor standing toilet, back-to-wall for close coupled exposed cistern, Rimfree®**  
W 35 / D 68 / H 40cm  
Horizontal outlet, 6/4 litre.

Art. no.	Product Description	RRP ex VAT
500.489.01.7	White	£269.46

Pictured with 501.459.00.6, both cistern and seat sold separately.

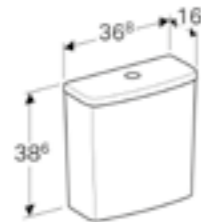


**Wall-hung toilet with seat, Rimfree®**

W 35.5 / D 52 / H 38cm  
Fully shrouded toilet pan with hidden fastening, 6/4 litre, soft close quick release WC seat Rimfree®

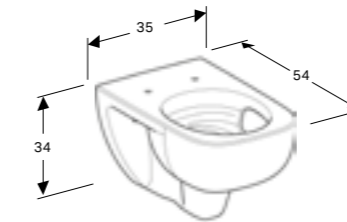
Art. no.	Product Description	RRP ex VAT
502.727.00.1	White	£465.46

Seat sold separately



**Exposed cistern, bottom water supply connection**  
W 36.8 / D 16 / H 38.6cm  
Close coupled dual flush 4/2.6 litre.

Art. no.	Product Description	RRP ex VAT
501.459.00.6	White	£129.37



**Wall-hung toilet, TurboFlush**

W 35 / D 54 / H 34cm  
Rimfree® WC ceramic featuring TurboFlush technology. Visible fastening. Square design.

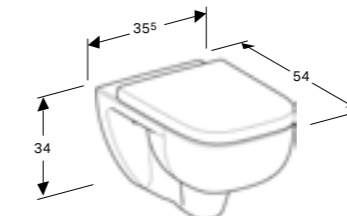
Art. no.	Product Description	RRP ex VAT
503.153.00.1	White	£264.20



**Floor standing toilet, back-to-wall, Rimfree®**  
W 35.5 / D 53 / H 40cm  
Horizontal outlet, 6/4 litre or 4/2.6 litre.

Art. no.	Product Description	RRP ex VAT
501.564.01.7	White	£278.01

Seat sold separately



**Wall-hung toilet with seat, TurboFlush**

W 35.5 / D 54 / H 34cm  
Rimfree® WC ceramic featuring TurboFlush technology. Visible fastening. Quick release hinges. Square design.

Art. no.	Product Description	RRP ex VAT
503.154.00.1	White	£364.00



**Wall-hung toilet, Rimfree®**  
W 35 / D 53 / H 34cm  
Horizontal outlet, 6/4 litre or 4/2.6 litre.

Art. no.	Product Description	RRP ex VAT
501.458.00.7	White	£240.18

Seat sold separately



**Floor standing bidet, back-to wall**

W 35 / D 53 / H 40cm  
Semi-shrouded

Art. no.	Product Description	RRP ex VAT
500.483.01.7	White	£224.26



**Toilet seat**

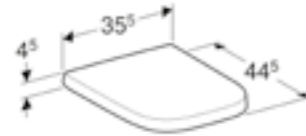
W 35.5 / D 45 / H 5cm  
White, metal hinges.

Art. no.	Product Description	RRP ex VAT
500.332.01.1	Standard close, bottom fix	£63.93
500.338.01.1	Standard close, top fix	£67.12
500.334.01.1	Soft closing, top fix	£118.02
500.336.01.1	Soft closing, quick release, top fix	£133.72



**Insert for trap cut-out**  
W 17.3 / D 20 / H 2.5cm

Art. no.	Product Description	RRP ex VAT
503.201.00.1	Lava	£TBA



**Toilet seat**

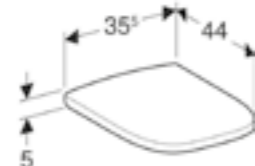
W 35.5 / D 44.5 / H 4.5cm  
For use with 501.546.01.7, white, metal hinges.

Art. no.	Product Description	RRP ex VAT
501.555.01.1	Standard close, top fix	£105.83
501.556.01.1	Soft closing, top fix	£169.32
501.557.01.1	Soft closing, quick release, top fix	£187.00



**Set of narrow feet (2 pc.)**  
H/15–15.8cm

Art. no.	Product Description	RRP ex VAT
500.367.16.1	Black matt, powder-coated	£TBA
500.367.00.1	Chrome, glossy	£163.29
500.367.JK.1	Lava matt, powder-coated	£TBA
500.367.01.1	White matt, powder-coated	£TBA



**Toilet seat**

W 35 / D 44 / H 5cm  
Metal hinges, for fully shrouded pan.

Art. no.	Product Description	RRP ex VAT
502.725.00.1	Standard close, top fix	£160.62



**Set of narrow feet (2 pc.)**  
H/18.5–19.3cm

Art. no.	Product Description	RRP ex VAT
500.329.16.1	Black matt, powder-coated	£TBA
500.329.00.1	Chrome, glossy	£154.04
500.329.JK.1	Lava matt, powder-coated	£TBA
500.329.01.1	White matt, powder-coated	£TBA



**Set of narrow feet (2 pc.)**  
H/ 22.5–23.3cm

Art. no.	Product Description	RRP ex VAT
500.330.16.1	Black matt, powder-coated	£TBA
500.330.00.1	Chrome, glossy	£164.01
500.330.JK.1	Lava matt, powder-coated	£TBA
500.330.01.1	White matt, powder-coated	£TBA



**Bamboo drawer insert**  
W 9.8 / D 32.9 / H 6.7cm

Art. no.	Product Description	RRP ex VAT
503.193.00.1	Bamboo drawer insert	£TBA



**Bamboo drawer insert with H Partition**  
W 12.7 / D 32.9 / H 6.7cm

Art. no.	Product Description	RRP ex VAT
503.194.00.1	Bamboo drawer insert with H Partition	£TBA



**Bamboo drawer insert with asymmetrical H partition**  
W 15.6 / D 32.9 / H 6.7cm

Art. no.	Product Description	RRP ex VAT
503.201.00.1	Bamboo drawer insert with asymmetrical H partition	£TBA



**Set of narrow feet (2 pc.)**  
H/ 26–26.8cm

Art. no.	Product Description	RRP ex VAT
500.658.16.1	Black matt, powder-coated	£TBA
500.658.00.1	Chrome, glossy	£86.67
500.658.JK.1	Lava matt, powder-coated	£TBA
500.658.01.1	White matt, powder-coated	£TBA



**Set of narrow feet (2 pc.)**  
H/ 30–30.8cm

Art. no.	Product Description	RRP ex VAT
500.657.16.1	Black matt, powder-coated	£TBA
500.657.00.1	Chrome, glossy	£69.33
500.657.JK.1	Lava matt, powder-coated	£TBA
500.657.01.1	White matt, powder-coated	£TBA



**Towel rail for bathroom furniture**  
W 42.4 / D 1.9/ H 4.9cm

Art. no.	Product Description	RRP ex VAT
502.328.14.1	Black matt, powder-coated	£37.10
502.328.JK.1	Chrome glossy	£37.10
502.328.JL.1	Lava matt, powder-coated	£37.10
502.328.01.3	White matt, powder-coated	£37.10

# SELNOVA





With its classic lines, the Geberit Selnova series can be incorporated into any bathroom. We have selected a simple and discreet design and brought the functionality to the fore. Geberit Selnova sets itself apart with its outstanding value for money, and the uncompromisingly high quality that has become synonymous with the Geberit brand. Classically timeless, for every bathroom.



DESIGN



CLEANLINESS



ACCESSIBILITY



# SELNOVA WASHBASINS

## HARMONIOUS BATHROOMS FOR ALL ROOM SIZES

The design language of the Geberit Selnova washbasins is characterised by a naturally soft geometry with gentle curves. This showcases the softly curving inner basin and a slim basin edge. The large tap hole bench can transform into extra storage space. Both corner and semi-recessed basins are also available in the range.





# SELNOVA TOILETS AND BIDETS

## SUITABLE TOILETS FOR EVERY CONSTRUCTION SITUATION

Geberit Selnova toilets also feature classically soft curves. In order to offer modern solutions for every bathroom, they are available as wall-hung and floor standing models. With Rimfree® technology the toilet ceramic pans are particularly easy to look after.

Matching bidets are also available as wall-hung and floor standing models.



Soft closing



Ground  
clearance



QuickRelease  
function for the  
toilet seat



Rimfree®

WASHBASINS



36, 45, 50, 55, 60 & 65cm



41 & 59cm corner



55cm semi-recessed

WCs



Close coupled



Rimfree® & open rim back-to-wall



Rimfree® & open rim wall-hung



Shrouded Rimfree® wall-hung



Shrouded Rimfree® back-to-wall



Shrouded Rimfree® raised height wall-hung




TurboFlush wall-hung

BIDETS



Back-to-wall



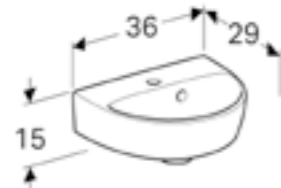
Pedestals full & semi

PEDESTALS



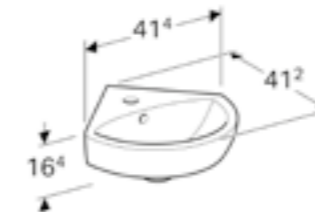
Scan for further product information





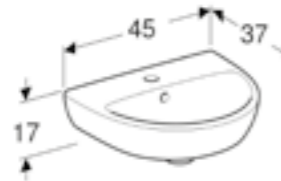
**36cm handrinse washbasin**  
W 36 / D 29 / H 15cm  
Visible overflow.

Art. no.	Product Description	RRP ex VAT
501.406.00.6	One tap hole	£73.81
501.407.00.7	Two tap holes	£73.81



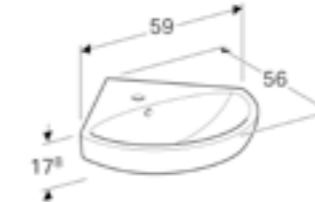
**41cm corner washbasin**  
W 41.4 / D 41.2 / H 16.4cm  
Visible overflow.

Art. no.	Product Description	RRP ex VAT
501.445.00.7	One tap hole	£73.81



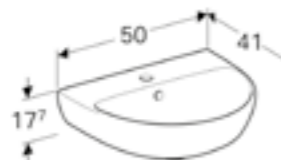
**45cm handrinse washbasin**  
W 45 / D 37 / H 17cm  
Visible overflow.

Art. no.	Product Description	RRP ex VAT
501.408.00.6	One tap hole	£80.43
501.409.00.6	Two tap holes	£80.43



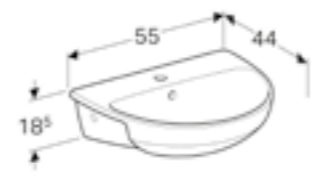
**59cm corner washbasin**  
W 59 / D 56 / H 17.8cm  
Visible overflow.

Art. no.	Product Description	RRP ex VAT
501.050.00.7	One tap hole	£92.76



**50cm washbasin**  
W 50 / D 41 / H 17.7cm  
Visible overflow.

Art. no.	Product Description	RRP ex VAT
501.048.00.6	One tap hole	£89.64
501.049.00.6	Two tap holes	£89.64



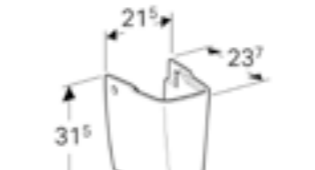
**55cm semi-recessed washbasin**  
W 55 / D 44 / H 18.5cm  
Visible overflow.

Art. no.	Product Description	RRP ex VAT
501.404.00.6	One tap hole	£183.98
501.405.00.7	Two tap holes	£183.98



**55cm washbasin**  
W 55 / D 44 / H 17.7cm  
Visible overflow.

Art. no.	Product Description	RRP ex VAT
501.060.00.6	One tap hole	£100.51
501.400.00.6	Two tap holes	£100.51



**Semi pedestal for handrinse basin**  
W 21.5 / D 23.7 / H 31.5cm  
Includes fixings. For use with 45cm handrinse washbasin.

Art. no.	Product Description	RRP ex VAT
501.448.00.6	White	£81.98



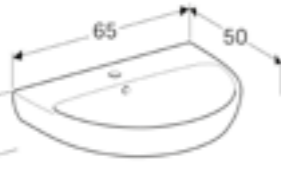
**60cm washbasin**  
W 60 / D 48 / H 17.7cm  
Visible overflow.

Art. no.	Product Description	RRP ex VAT
501.401.00.6	One tap hole	£117.96
501.402.00.7	Two tap holes	£117.96



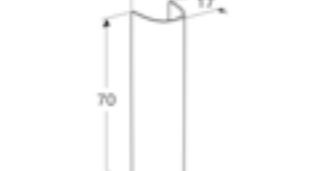
**Semi pedestal**  
W 27.5 / D 28.5 / H 32.5cm  
For use with 65/55/50cm washbasins.

Art. no.	Product Description	RRP ex VAT
501.455.00.6	White	£71.13



**65cm washbasin**  
W 65 / D 50 / H 18.5cm  
Visible overflow.

Art. no.	Product Description	RRP ex VAT
500.297.01.7	One tap hole	£133.51
501.403.00.7	Two tap holes	£133.51



**Full pedestal**  
W 19 / D 17 / H 70cm  
For use with 65/55/50cm washbasins and 50cm corner basin.

Art. no.	Product Description	RRP ex VAT
501.449.00.6	White	£68.86

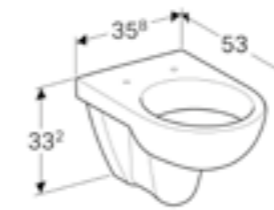


**Floor standing toilet, for close coupled exposed cistern**

W 36 / D 67 / H 39cm  
Horizontal outlet, 6/4 litre or 4/2.6 litre.

Art. no.	Product Description	RRP ex VAT
501.041.00.6	White	£149.27

Pictured with 501.047.01.6, both cistern and seat sold separately.



**Wall-hung toilet**

W 35.8 / D 53 / H 33.2cm  
Horizontal outlet, 6/4 litre or 4/2.6 litre.

Art. no.	Product Description	RRP ex VAT
500.260.01.7	White	£166.58

Seat sold separately



**Floor standing premium toilet, for close coupled exposed cistern**

W 36 / D 68 / H 40cm  
Horizontal outlet, 6/4 litre or 4/2.6 litre.

Art. no.	Product Description	RRP ex VAT
501.042.00.6	White	£164.15

Pictured with 501.047.01.6, both cistern and seat sold separately.



**Wall-hung toilet with seat**

W 36/D 53/ H 38cm  
Wall-hung toilet with exposed fixings, 6/4 litre, standard close WC seat

Art. no.	Product Description	RRP ex VAT
501.752.00.1	White	£81.60

Seat sold separately



**Floor standing premium toilet, for close coupled exposed cistern, Rimfree®**

W 36 / D 68 / H 40cm  
Horizontal outlet, 6/4 litre or 5/3 litre.

Art. no.	Product Description	RRP ex VAT
500.285.01.6	White	£216.70

Pictured with 501.047.01.6, both cistern and seat sold separately.



**Wall-hung toilet with seat, Rimfree®**

W 36 / D 53 / H 39cm  
Toilet pan with exposed fixings, soft close quick release WC seat

Art. no.	Product Description	RRP ex VAT
501.751.00.1	White	£116.58

Seat sold separately

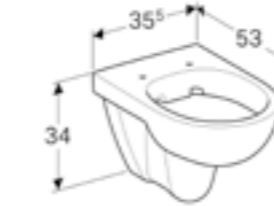


**Floor standing premium toilet, for close coupled exposed cistern**

W 35.6 / D 66.5 / H 40cm  
Bottom outlet, 6/4 litre.

Art. no.	Product Description	RRP ex VAT
500.151.01.7	White	£164.15

Pictured with 501.047.01.6, both cistern and seat sold separately.



**Wall-hung toilet, Rimfree®**

W 35.5 / D 53 / H 34cm

Art. no.	Product Description	RRP ex VAT
501.045.00.7	White	£228.75

Seat sold separately

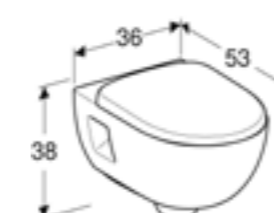


**Floor standing premium toilet, for close coupled exposed cistern, Rimfree®**

W 35.5 / D 66 / H 40cm  
Multidirectional outlet.

Art. no.	Product Description	RRP ex VAT
500.488.01.7	White	£228.31

Pictured with 501.047.01.6, both cistern and seat sold separately.

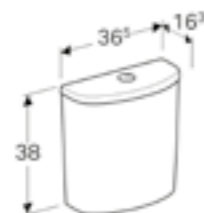


**Wall-hung toilet with seat, Rimfree®**

W 36 / D 53 / H 38cm  
Semi-shrouded toilet pan with exposed fixings, 6/4 litre, soft close quick release WC seat Rimfree®

Art. no.	Product Description	RRP ex VAT
501.750.00.1	White	£379.56

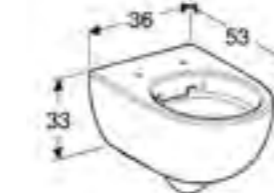
Seat sold separately



**Exposed cistern, bottom water supply connection**

W 36.5 / D 16.3 / H 38cm  
Close coupled dual flush 4/2.6 or 6/4 litre

Art. no.	Product Description	RRP ex VAT
501.047.00.6	White	£123.22

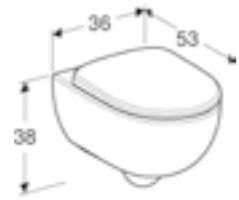


**Wall-hung toilet, Rimfree®**

W 36 / D 53 / H 33cm  
Fully shrouded toilet pan with hidden fastening, 6/4 litre.

Art. no.	Product Description	RRP ex VAT
502.293.00.7	White	£355.65

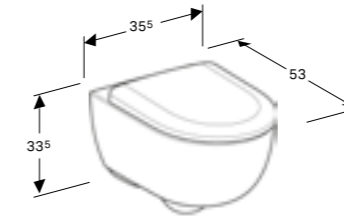
Seat sold separately



**Wall-hung toilet with seat, Rimfree®**  
 W 36/D 53/ H 38cm  
 Fully shrouded toilet pan with hidden fastening, 6/4 litre, soft close quick release WC seat, Rimfree®

Art. no.	Product Description	RRP ex VAT
502.793.00.1	White	£430.22

Seat sold separately



**Wall-hung toilet with seat\*, TurboFlush**  
 W 35.5 / D 53 / H 33.5cm  
 Rimfree® WC ceramic featuring TurboFlush technology. Overlapping lid. Lockable quick release EasyMount hinges.

Art. no.	Product Description	RRP ex VAT
503.197.00.1	White	£TBA

\*available from September 2026



**Floor standing toilet, fully shrouded, Rimfree®**  
 W 35.5 / D 53 / H 40cm  
 Fully shrouded toilet pan with hidden fastening, 6/4 litre.

Art. no.	Product Description	RRP ex VAT
502.294.00.7	White	£372.86

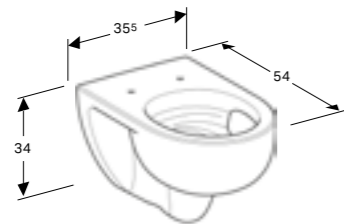
Seat sold separately



**Floor standing bidet, back-to-wall**  
 W 35 / D 53 / H 40cm  
 Hidden water supply connection, visible overflow, hidden fastening semi-shrouded.

Art. no.	Product Description	RRP ex VAT
500.289.01.7	White	£193.07

Seat sold separately



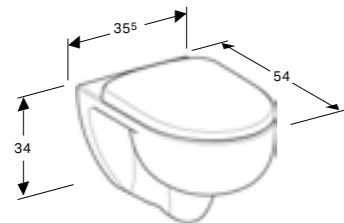
**Wall-hung toilet, TurboFlush**  
 W 35.5 / D 54 / H 34cm  
 Rimfree® WC ceramic featuring TurboFlush technology. Visible fastening.

Art. no.	Product Description	RRP ex VAT
503.082.00.1	White	£251.62



**Toilet seat**  
 W 36 / D 45 / H 5cm  
 Plastic, bottom fix hinges, white.

Art. no.	Product Description	RRP ex VAT
500.330.01.6	Standard close	£54.87



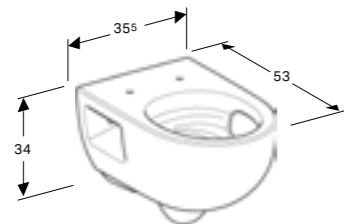
**Wall-hung toilet with seat, TurboFlush**  
 W 35.5 / D 54 / H 34cm  
 Rimfree® WC ceramic featuring TurboFlush technology. Overlapping WC lid. Visible fastening.

Art. no.	Product Description	RRP ex VAT
503.083.00.1	White	£342.98



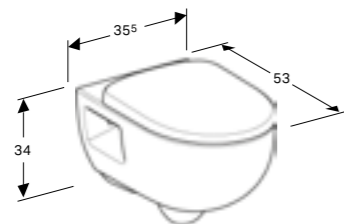
**Toilet seat**  
 W 36.2 / D 44.8 / H 5cm  
 White, metal hinges.

Art. no.	Product Description	RRP ex VAT
500.335.01.1	Soft closing, quick release, top fix	£133.72
500.331.01.6	Standard close, bottom fix	£60.85
500.333.01.6	Soft closing, top fix	£118.02
500.337.01.1	Standard close, top fix	£63.93



**Wall-hung toilet, TurboFlush**  
 W 35.5 / D 53 / H 34cm  
 Rimfree® WC ceramic featuring TurboFlush technology. Visible fastening, semi-shrouded.

Art. no.	Product Description	RRP ex VAT
503.159.00.1	White	£391.22



**Wall-hung toilet with seat, TurboFlush**  
 W 35.5 / D 53 / H 34cm  
 Rimfree® WC ceramic featuring TurboFlush technology. Overlapping lid. Visible fastening, semi-shrouded.

Art. no.	Product Description	RRP ex VAT
503.160.00.1	White	£417.52

# GEBERIT AQUACLEAN SHOWER TOILETS





Water is an integral part of daily personal hygiene. It cleans, refreshes and brings a feeling of wellbeing. With the range of Geberit AquaClean models, from the simple to mount toilet enhancement, to the complete integrated toilet solution, you can also enjoy this comfort on the toilet. Decide for yourself how many additional pampering functions your shower toilet should offer. **Geberit AquaClean, enjoy the feeling of freshness and cleanliness every day.**

# PRESS THE BUTTON, EXPERIENCE THE WHIRLSPRAY FEELING




As gentle as summer rain and as light as a feather: the refreshing sensation of a shower spray comes from the perfect blend of technology and comfort. Enjoy an unparalleled water experience today.

## GEBERIT AQUACLEAN. THE SHOWER TOILET.



Moments of pure relaxation and gentle care create a luxurious spa sensation with the unique WhirlSpray shower technology.



Experience the supreme feeling of freshness and cleanliness that lasts all day long.

### WATER AND AIR COMBINED

The secret to Geberit's patented WhirlSpray shower technology is the interplay of warm water and pure air. Its delicate, effervescent shower spray creates an incomparably soothing shower experience that also offers a gentle and thorough clean.

The comforting warmth of the shower spray refreshes your senses each and every time. It delivers the perfect temperature from the moment you press the button until the end of the shower experience.














Gentle cleaning made simple: the high-precision water guide of the WhirlSpray cleans exactly where it's needed. The intensity and alignment of the water jet can be customised as required.



# GEBERIT AQUACLEAN ALBA PLEASANTLY SIMPLE

Introducing the AquaClean Alba shower toilet: Geberit's simple yet elegant addition to the AquaClean product family that makes for the perfect entry-level model. Its fundamental functions coupled with a sleek and elegant design make it the perfect addition to any bathroom. The new AquaClean Alba features the revolutionary and patented WhirlSpray shower technology. As for the effective TurboFlush technology, this ensures particularly quiet and thorough flushing out of the rimless WC ceramic appliance.

## FEATURES OF AQUACLEAN ALBA

-  WhirlSpray shower technology
-  Remote control
-  Individually adjustable spray arm position (via app)
-  Oscillating spray
-  Quick release function for the toilet lid and seat
-  Descaling function
-  Mains connection required
-  Rimless ceramic appliance with TurboFlush technology
-  Remote control app
-  Adjustable water spray temperature (via app)
-  User recognition
-  Energy-saving function
-  Soft closing









[www.geberit.co.uk/aquaclean-alba](http://www.geberit.co.uk/aquaclean-alba)









# GEBERIT AQUACLEAN TUMA SURPRISINGLY VERSATILE

The AquaClean Tuma is available as a complete toilet solution with a perfectly fitting Rimfree® ceramic pan and hidden connections for electricity and water, or as a toilet enhancement solution. This can also be combined with a variety of previously installed ceramic pans for your introduction into the world of shower toilets.

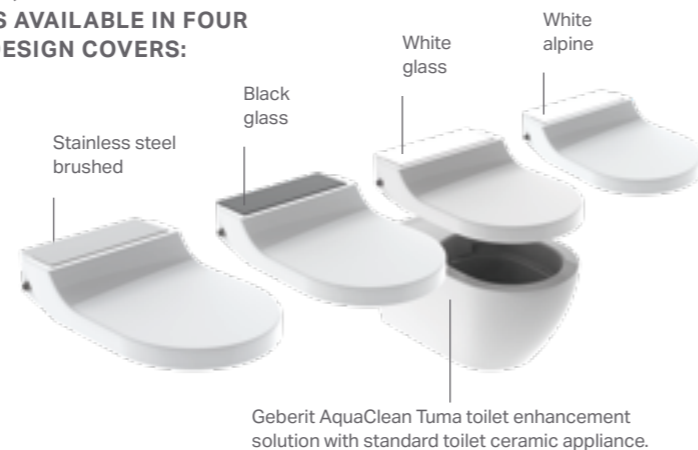
## FEATURES OF AQUACLEAN TUMA COMFORT AND CLASSIC\*

-  WhirlSpray shower technology with five adjustable shower pressure settings
-  Rimfree® toilet ceramic pan
-  Individually adjustable spray arm position
-  Adjustable water spray temperature
-  Oscillating spray
-  Descaling function
-  Soft closing
-  Quick release function for the toilet lid
-  Energy-saving function
-  Geberit App

## ADDITIONAL COMFORT FUNCTIONS OF AQUACLEAN TUMA COMFORT

-  Intuitive and clearly laid-out remote control
-  Gently cleaning lady wash
-  Toilet seat heating
-  Dryer
-  Odour extraction
-  User detection

## AQUACLEAN TUMA COMFORT IS AVAILABLE IN FOUR DESIGN COVERS:



Gentle, effervescent shower spray thanks to WhirlSpray shower technology.



The shower toilet can be controlled via buttons directly on the seat, by remote control or via the smartphone app. Additional settings can be made in the Geberit Home app.

**GEBERIT AQUACLEAN ALBA**



Alba wall-hung

**GEBERIT AQUACLEAN TUMA COMFORT**



Tuma Comfort wall-hung



Tuma Comfort floorstanding

**GEBERIT AQUACLEAN TUMA ENHANCEMENT SOLUTION**



Tuma Comfort enhancement seat

**FINISHES**

**CLASSIC**



White alpine

**COMFORT**



White glass



White alpine

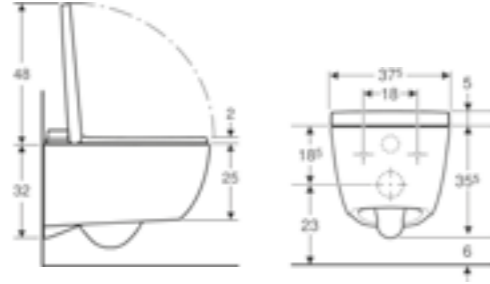


Black glass



Stainless steel brushed



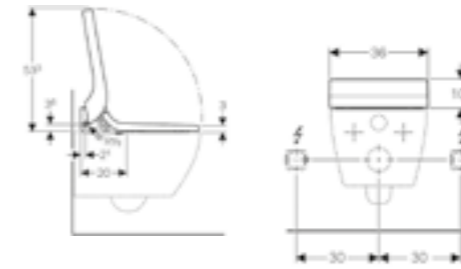


**Geberit AquaClean Alba**  
W 37.5 / D 48 / H 40.5  
Complete wall-hung solution.

Art. no.	Product Description	RRP ex VAT
146.350.01.1	White	£1,100.00

Design cover

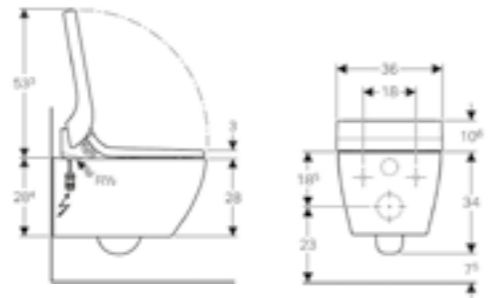
## ENHANCEMENT SOLUTIONS



**Geberit AquaClean Tuma Comfort**  
W 36 / D 52.3 / H 10.6cm  
Enhancement solution.

Art. no.	Product Description	RRP ex VAT
146.278.11.1	White alpine	£2,497.48
146.278.SI.1	White glass	£2,542.90
146.278.SJ.1	Black glass	£2,542.90
146.278.FW.1	Stainless steel brushed	£2,573.18

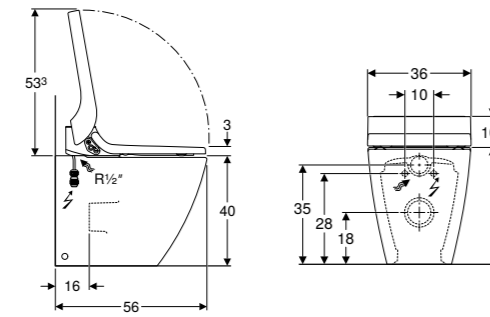
Design cover



**Geberit AquaClean Tuma Comfort**  
W 36 / D 55.3 / H 44.6cm  
Complete wall-hung solution.

Art. no.	Product Description	RRP ex VAT
146.290.11.1	White alpine	£2,951.58
146.290.SI.1	White glass	£2,997.01
146.290.SJ.1	Black glass	£2,997.01
146.290.FW.1	Stainless steel brushed	£3,027.27

Design cover

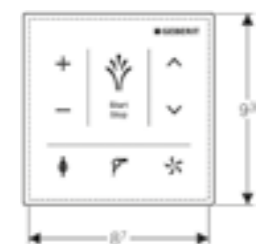


**Geberit AquaClean Tuma Comfort floorstanding**  
W 36 / D 56 / H 43cm  
Complete solution.

Art. no.	Product Description	RRP ex VAT
146.310.SI.1	White glass	£3,234.46
146.310.SJ.1	Black glass	£3,234.46
146.310.FW.1	Stainless steel brushed	£3,264.72
146.310.11.1	White alpine	£3,189.67

Design cover

## WALL REMOTE - AVAILABLE AS AN OPTIONAL EXTRA



**Geberit wall remote for AquaClean Mera and Tuma**  
W 8.7 / H 9.3cm

Art. no.	Product Description	RRP ex VAT
147.038.SI.1	White	£417.16
147.038.SJ.1	Black	£417.16

TOILET ENHANCEMENT SOLUTIONS



**Water supply connection set for Geberit concealed cisterns 12 / 15cm**  
**Art. no.** 240.635.00.1 **RRP ex VAT** £129.43



**Conventional water supply connection set for Geberit AquaClean toilet enhancement solutions**  
**Art. no.** 242.553.00.1 **RRP ex VAT** £43.94



**Water supply connection set for Geberit concealed cisterns 8 / 12cm**  
**Art. no.** 249.801.00.1 **RRP ex VAT** £77.96



**Concealed outlet for drywall and solid wall construction**  
**Art. no.** 242.001.00.1 **RRP ex VAT** £28.84



**For connecting Geberit AquaClean Tuma toilet enhancement solutions to exposed cisterns with left water supply connection**  
**Art. no.** 147.034.00.1 **RRP ex VAT** £78.71  
 147.035.00.1 **RRP ex VAT** £105.96  
 147.036.00.1 **RRP ex VAT** £130.16  
 147.045.00.1 **RRP ex VAT** £40.04

TOILET COMPLETE SOLUTIONS



**Water supply connection set for Geberit concealed cisterns 12 / 15cm, for Geberit AquaClean toilet complete solutions**  
**Art. no.** 147.020.00.1 **RRP ex VAT** £82.05



**Reinforced braided hose for Geberit Sigma concealed cistern 8cm**  
**Art. no.** 242.413.00.1 **RRP ex VAT** £47.46



**Geberit outlet mounting box**  
**Art. no.** 242.837.00.1 **RRP ex VAT** £97.27



**Conventional water supply connection set for Geberit AquaClean Sela / Tuma**  
**Art. no.** 147.045.00.1 **RRP ex VAT** £40.04

**MONOLITH**





Geberit Monolith sanitary modules offer new possibilities for bathroom design. With elegant surfaces and surprising functions. For designer bathrooms.



red dot design award  
winner 2012





**SUSTAINABLE**  
Soft Touch electronic dual flush.



**EFFECTIVE**  
Ceramic honeycomb filter for air purification.



**SENSITIVE**  
Brightness sensor for day/night detection.



**INTELLIGENT**  
Sensor-controlled switch on function.



**ATMOSPHERIC**  
Comfort light in different colours.



**QUIET**  
Fan for odour extraction.



# MONOLITH A SHINING LIGHT IN THE BATHROOM

## FUNCTIONS FOR GREATER COMFORT

The premium sanitary module Geberit Monolith Plus offers state-of-the-art flush technology for toilets. Flush actuation is triggered by gently pressing the sensor buttons. A discreet orientation light that you can configure in seven different colours according to your taste and mood also shows the way to the toilet at night. An integrated odour extraction unit absorbs odours directly in the toilets so that nothing can diminish the freshness of your bathroom.

## GREATER DESIGN FLEXIBILITY

The front cover is available in a range of finishes and colours. Finishes include concrete, slate-look stoneware and safety glass. The safety glass finish is available in; white, black, lava and sand grey. The side cladding is beautifully matched to the desired front finish with an anodised colourless aluminium cladding. This complements the white, sand grey and concrete look and cladding in black chrome to harmonise the lava, black and slate look finish variants.



**MONOLITH**



Floor standing  
Monolith 101cm



Floor standing  
Monolith 114cm



Wall-hung  
Monolith 101cm



Wall-hung  
Monolith 114cm



Wall-hung bidet  
Monolith 101cm

**MONOLITH PLUS**



Floor standing  
Monolith Plus 101cm



Floor standing  
Monolith Plus 114cm



Wall-hung Monolith  
Plus 101cm



Wall-hung Monolith  
Plus 114cm

**FINISHES**

SIDE CLADDING




Aluminium



Black aluminium

FRONT




White glass



Sand grey glass




Black glass



Stoneware  
concrete



Lava glass

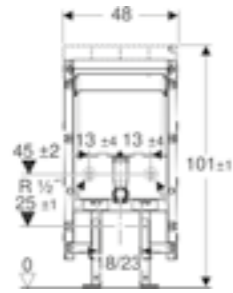


Slate



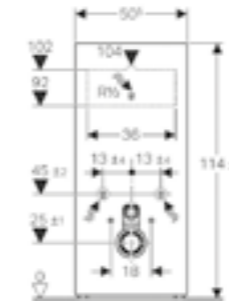
Mint glass





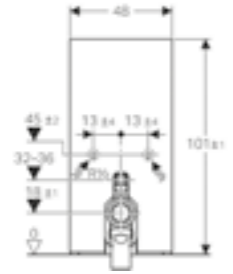
**Geberit Monolith**  
W 48.2 / D 10.6 / H 101cm  
Floor standing toilet, height 101cm.

Art. no.	Product Description	RRP ex VAT
131.185.00.5	Monolith sanitary module	£965.85
131.190.00.1	Set of cistern lid with side claddings, customer-specific: aluminium brushed	£303.70
131.191.00.1	Set of cistern lid with side claddings customer-specific: black chrome / aluminium brushed	£303.70



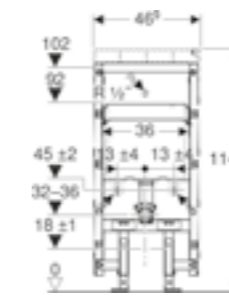
**Geberit Monolith**  
W 48.2 / D 10.6 / H 101cm  
Wall-hung toilet, height 101cm.

Art. no.	Product Description	RRP ex VAT
131.031.SI.5	White glass / aluminium	£1,480.25
131.031.JK.5	Lava glass / black chrome aluminium	£1,480.25
131.031.JL.5	Sand grey glass / aluminium	£1,480.25
131.031.JV.5	Stoneware concrete look / aluminium	£1,645.17
131.031.00.5	Stoneware slate look / black chrome aluminium	£1,645.17
131.031.SJ.6	Black glass / black chrome aluminium	£1,480.25



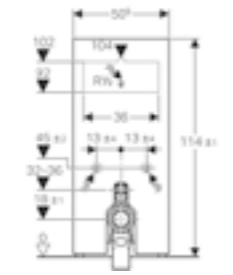
**Geberit Monolith**  
W 48.2 / D 10.6 / H 101cm  
Floor standing toilet, height 101cm.

Art. no.	Product Description	RRP ex VAT
131.002.SI.5	White glass / aluminium	£1,318.42
131.002.SL.5	Mint glass / aluminium	£1,243.44
131.002.JK.5	Lava glass / black chrome aluminium	£1,318.42
131.002.JL.5	Sand grey glass / aluminium	£1,318.42
131.002.SJ.6	Black glass / black chrome aluminium	£1,318.42
131.002.JV.5	Stoneware concrete look / aluminium	£1,482.03
131.002.00.5	Stoneware slate look / black chrome aluminium	£1,482.03



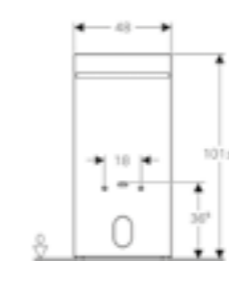
**Geberit Monolith**  
W 46.9 / D 9.7 / H 114cm  
For wall-hung WC, height 114cm, customisable.

Art. no.	Product Description	RRP ex VAT
131.187.00.5	Geberit Monolith sanitary module	£1,100.43
131.194.00.1	Set of cistern lid with side claddings, customer-specific: aluminium brushed	£321.41
131.195.00.1	Set of cistern lid with side claddings, customer-specific: black chrome / aluminium brushed	£321.41



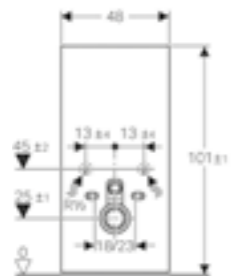
**Geberit Monolith**  
W 50.5 / D 10.6 / H 114cm  
Floor standing toilet, height 114cm.

Art. no.	Product Description	RRP ex VAT
131.033.SI.5	White glass / aluminium	£1,480.25
131.033.JK.5	Lava glass / black chrome aluminium	£1,480.25
131.033.JL.5	Sand grey glass / aluminium	£1,480.25
131.033.JV.5	Stoneware concrete look / aluminium	£1,645.17
131.033.00.5	Stoneware slate look / black chrome aluminium	£1,645.17
131.033.SJ.6	Stoneware slate look / black chrome aluminium	£1,480.25



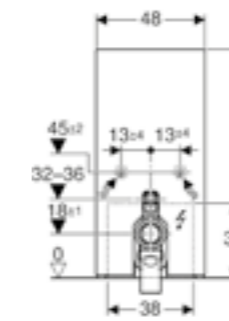
**Geberit Monolith**  
W 48.2 / D 10.6 / H 101cm  
Sanitary module for bidets.

Art. no.	Product Description	RRP ex VAT
131.030.SI.5	White glass / aluminium	£1,175.52
131.030.JL.5	Sand grey glass / aluminium	£1,175.52
131.030.JK.5	Lava glass / black chrome aluminium	£1,175.52
131.030.SJ.6	Black glass / black chrome aluminium	£1,175.52



**Geberit Monolith**  
W 48.2 / D 10.6 / H 101cm  
Wall-hung toilet, height 101cm.

Art. no.	Product Description	RRP ex VAT
131.021.SI.5	White glass / aluminium	£1,318.42
131.021.SL.5	Mint glass / aluminium	£1,243.44
131.021.JK.5	Lava glass / black chrome aluminium	£1,318.42
131.021.JL.5	Sand grey glass / aluminium	£1,318.42
131.021.JV.5	Stoneware concrete look / aluminium	£1,482.03
131.021.00.5	Stoneware slate look / black chrome aluminium	£1,482.03
131.021.SJ.6	Black glass / black chrome aluminium	£1,318.42



**Geberit Monolith Plus**  
W 48.2 / D 10.6 / H 101cm  
Floor standing toilet, height 101cm.

Art. no.	Product Description	RRP ex VAT
131.202.SI.7	White glass / aluminium	£2,337.17
131.202.JK.7	Lava glass / black chrome aluminium	£2,337.17
131.202.JL.7	Sand grey glass / aluminium	£2,337.17
131.202.JV.7	Stoneware concrete look / aluminium	£2,490.27
131.202.00.7	Stoneware slate look / black chrome aluminium	£2,490.27
131.202.SJ.7	Black glass / black chrome aluminium	£2,337.17

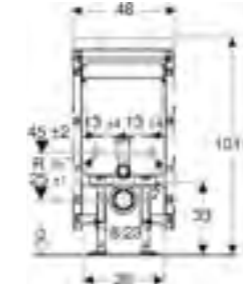




**Geberit Monolith Plus**

W 50.5 / D 10.6 / H 114cm  
Floor standing toilet, height 114cm.

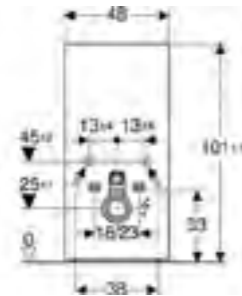
Art. no.	Product Description	RRP ex VAT
131.233.SI.7	White glass / aluminium	£2,486.37
131.233.JK.7	Lava glass / black chrome aluminium	£2,486.37
131.233.JL.7	Sand grey glass / aluminium	£2,486.37
131.233.JV.7	Stoneware concrete look / aluminium	£2,639.79
131.233.OO.7	Stoneware slate look / black chrome aluminium	£2,639.79
131.233.SJ.7	Black glass / black chrome aluminium	£2,486.37



**Geberit Monolith Plus**

W 48 / D 9.7 / H 101cm  
For wall-hung WC, height 101cm, customisable.

Art. no.	Product Description	RRP ex VAT
131.186.00.7	Monolith Plus sanitary module	£1,688.48
131.192.00.2	Set of cistern lid with side claddings, customer-specific: aluminium brushed	£778.81
131.193.00.2	Set of cistern lid with side claddings customer-specific: black chrome / aluminium brushed	£778.81



**Geberit Monolith Plus**

W 50.5 / D 10.6 / H 101cm  
Wall-hung toilet, height 101cm.

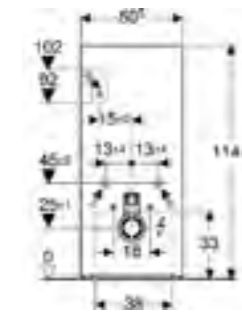

Art. no.	Product Description	RRP ex VAT
131.221.SI.7	White glass / aluminium	£2,337.17
131.221.JK.7	Lava glass / black chrome aluminium	£2,337.17
131.221.JL.7	Sand grey glass / aluminium	£2,337.17
131.221.JV.7	Stoneware concrete look / aluminium	£2,490.27
131.221.OO.7	Stoneware slate look / black chrome aluminium	£2,490.27
131.221.SJ.7	Black glass / black chrome aluminium	£2,337.17



**Geberit Monolith Plus**

W 46.9 / D 9.7 / H 114cm  
For wall-hung WC, height 114cm, customisable.

Art. no.	Product Description	RRP ex VAT
131.188.00.7	Monolith Plus sanitary module	£1,823.04
131.196.00.2	Set of cistern lid with side claddings, customer-specific: aluminium brushed	£778.81
131.197.00.2	Set of cistern lid with side claddings, customer-specific: black chrome / aluminium brushed	£796.53



**Geberit Monolith Plus**

W 50.5 / D 10.6 / H 114cm  
Wall-hung toilet, height 114cm.

Art. no.	Product Description	RRP ex VAT
131.231.SI.7	White glass / aluminium	£2,486.37
131.231.JK.7	Lava glass / black chrome aluminium	£2,486.37
131.231.JL.7	Sand grey glass / aluminium	£2,486.37
131.231.JV.7	Stoneware concrete look / aluminium	£2,639.79
131.231.OO.7	Stoneware slate look / black chrome aluminium	£2,639.79
131.231.SJ.7	Black glass / black chrome aluminium	£2,486.37



# GEO SHOWERING





The bathroom should be a reflection of both practicality and style. The Geberit Geo series provides a core range of framed shower enclosure products which deliver clear space saving solutions and outstanding value.

Excelling with its simple, stylish and practical design flexibility, Geo Showering offers quality and practicality in one enhanced solution.



**PROFILE HANDLE DESIGN**

Minimalistic profile handle design on all sliding partitions provides easy cleaning and increased stability.



**PROCLEAN GLASS COATING**

Proclean glass coating creates surface tension, making the glass easier to clean and also reducing the build up of water marks, limescale and soap scum.



**SPRING LOADED BUFFERS**

Provide an enhanced cushioning effect for improved acoustics when opening and closing the shower door, as well as smoother action when using the shower enclosure.



**GEO PIVOT DOOR**

The pivot door is ideal where space is available for an outward opening door, and can be used in a recess or with a side panel. It features a robust rise and fall pivoting system which adds rigidity and durability to the door opening.



**GEO SLIDING DOOR**

The sliding door enclosure provides a very generous showering space. It can be used in a recess or, with the addition of a side panel, it can be positioned in a corner.



**GEO QUADRANT**

The quadrant enclosure provides a distinctive and welcoming corner shape, and creates a good sized showering area without taking up too much room. Curved glass sliding doors are accessible from the front.




**ROLLER SYSTEM**

Enhanced traction across the upper and lower profiles of the shower enclosure, delivering improved acoustic benefits and a smoother door glide.




**REVERSIBILITY**

Doors and panels can be reversed for both left hand and right hand applications.



**GLASS THICKNESS**

6mm glass thickness as standard across all enclosures with 8mm upgrade available on sliding doors



**GEO CORNER ENTRY**

Sliding corner entry access doors provide extra showering space and make the corner entry enclosure an excellent alternative to a quadrant.



**GEO BATH SCREEN**

Designed for an over bath shower. The single panel bath screen hinges through 180° for easy access and cleaning. It can be fitted onto either a left or right hand wall.

**6MM GLASS**



760, 800 & 900mm  
Pivot Door



800 & 900mm  
Quadrant



800 & 900mm  
Corner Entry



760, 800 & 900mm  
Bi-Fold Door



1000, 1100, 1200, 1400, 1500,  
1600 & 1700mm Sliding Door

**6MM GLASS**



760, 800 & 900mm  
Side Panel



800mm Single Panel  
Bath Screen



1200, 1400 & 1500mm  
Sliding Door

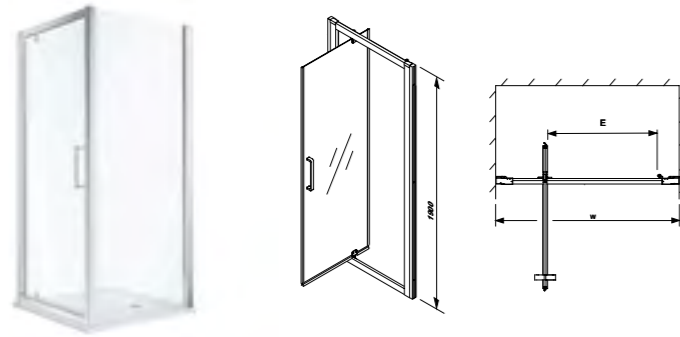


800, 900, 1000, 1100,  
1200 & 1400mm  
Walk-In Panel

**8MM GLASS**



### GEO PIVOT DOOR



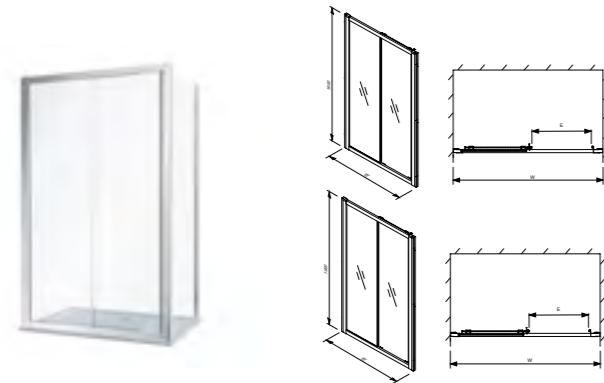
Art. no.	Product Description	RRP ex VAT
560.105.00.2	760mm Pivot Door, LH or RH	£335.77
560.115.00.2	800mm Pivot Door, LH or RH	£356.09
560.125.00.2	900mm Pivot Door, LH or RH	£387.00

### GEO BI-FOLD DOOR



Art. no.	Product Description	RRP ex VAT
560.106.00.2	760mm Bi-fold Door, LH or RH, 6mm glass	£439.35
560.116.00.2	800mm Bi-fold Door, LH or RH, 6mm glass	£454.02
560.126.00.2	900mm Bi-fold Door, LH or RH, 6mm glass	£468.66

### GEO SLIDING DOOR



SLIDING DOOR 6MM THICK		
Art. no.	Product Description	RRP ex VAT
560.133.00.2	1000mm Sliding Door, LH or RH	£451.62
560.143.00.2	1100mm Sliding Door, LH or RH	£475.83
560.153.00.2	1200mm Sliding Door, LH or RH	£499.96
560.163.00.2	1400mm Sliding Door, LH or RH	£524.11
560.173.00.2	1500mm Sliding Door, LH or RH	£556.31
560.183.00.2	1600mm Sliding Door, LH or RH	£588.55
560.193.00.2	1700mm Sliding Door, LH or RH	£620.77

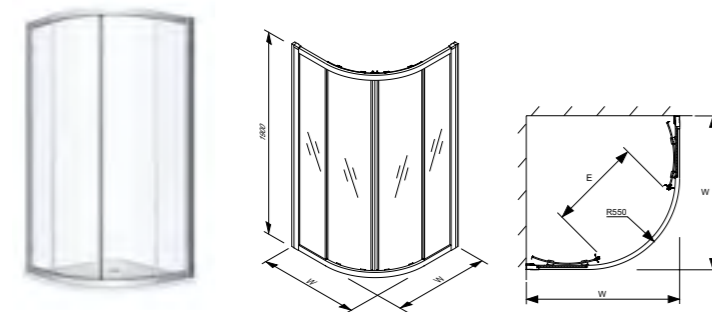
SLIDING DOOR 8MM THICK		
Art. no.	Product Description	RRP ex VAT
560.154.00.2	1200mm Sliding Door, LH or RH	£728.69
560.164.00.2	1400mm Sliding Door, LH or RH	£741.11
560.174.00.2	1500mm Sliding Door, LH or RH	£753.36

### GEO WALK IN FLAT PANEL



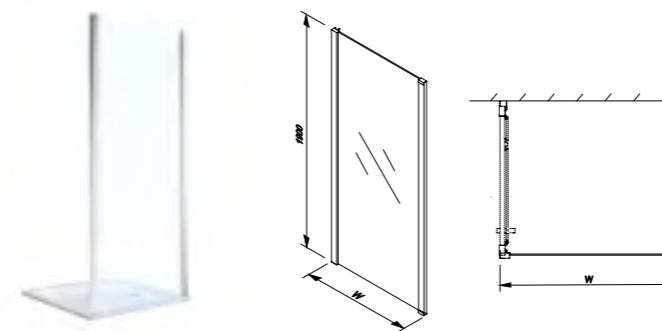
Art. no.	Product Description	RRP ex VAT
560.119.00.2	800mm Walk in Flat Panel 8mm glass	£397.02
560.129.00.2	900mm Walk in Flat Panel 8mm glass	£433.51
560.139.00.2	1000mm Walk in Flat Panel 8mm glass	£477.57
560.149.00.2	1100mm Walk in Flat Panel 8mm glass	£490.31
560.159.00.2	1200mm Walk in Flat Panel 8mm glass	£503.05
560.169.00.2	1400mm Walk in Flat Panel 8mm glass	£515.79

### GEO QUADRANT



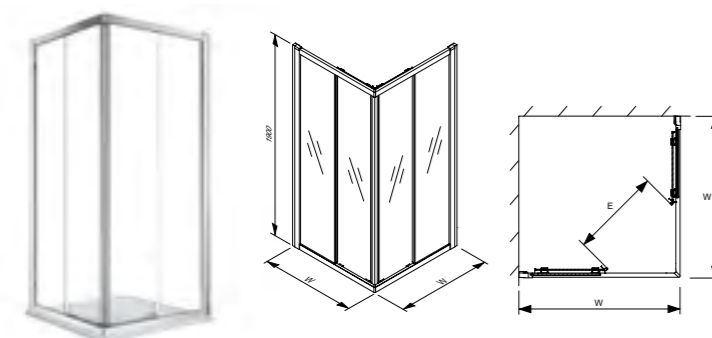
Art. no.	Product Description	RRP ex VAT
560.111.00.2	800mm Quadrant, 6mm glass	£548.61
560.121.00.2	900mm Quadrant, 6mm glass	£579.52

### GEO SIDE PANELS



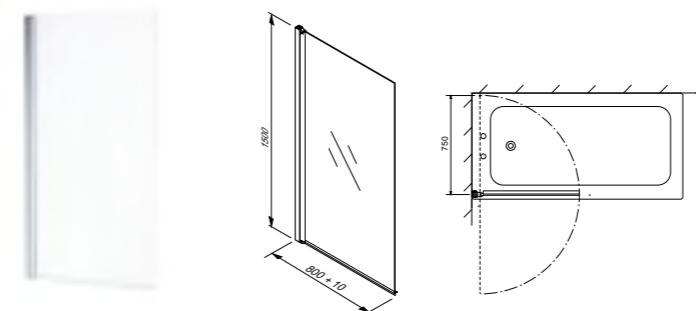
Art. no.	Product Description	RRP ex VAT
560.107.00.2	760mm Side Panel, LH or RH	£246.84
560.117.00.2	800mm Side Panel, LH or RH	£255.44
560.127.00.2	900mm Side Panel, LH or RH	£263.37

### GEO CORNER ENTRY



Art. no.	Product Description	RRP ex VAT
560.112.00.2	800mm Corner Entry, 6mm glass	£647.66
560.122.00.2	900mm Corner Entry, 6mm glass	£661.15

### GEO BATH SCREEN



Art. no.	Product Description	RRP ex VAT
560.118.00.2	1500mm x 800mm Single Pane Bath Screen, LH or RH	£234.97

### ADDITIONAL PRODUCT

Art. no.	Product Description	RRP ex VAT
560.199.00.1	Geo extension profile 25mm for extra adjustment	£40.75

# OPTION MIRRORS AND MIRROR CABINETS





Illuminated mirrors and mirror cabinets are a real focal point in the bathroom. The Geberit Option series offers a comprehensive selection that provides the perfect soft light for your bathroom routine. **Creating washbasin centre pieces in any bathroom.**



# OPTION MIRRORS AND MIRROR CABINETS


## GLOWING EXAMPLES OF REFLECTIVE STYLE

Illuminated mirrors and mirror cabinets from Geberit bring soft ambient lighting to the heart of the bathroom, creating a warm, homely atmosphere. The illuminated mirrors are equipped with two vertical light strips, creating dazzle free illumination, with larger mirrors also featuring a horizontal light strip at the top.

The Geberit Option mirror cabinets also include two horizontal light strips with individual sensor control switches. In addition, subtle washbasin lighting is also integrated on the bottom edge and is activated by a light-touch sensor switch with orientation light.

The cabinets impress both visually with their all-round mirroring and functionally with doors featuring internal mirrors, and a soft closing mechanism.

The elegant glass shelves are height adjustable. An interior power outlet is provided for hairdryers, electric toothbrushes and shavers.



# OPTION PLUS MIRRORS AND MIRROR CABINETS



Interior power outlet with USB connection: for recharging mobile devices.



Overhead LED cover for soft ambient lighting.



Generous space for cosmetic items.



Practical: includes a built in magnifying mirror and a magnetic holder.



**OPTION**



60, 80, 100, 120 & 140cm square illuminated mirror

**OPTION ROUND**



50, 60, 75 & 90cm round illuminated mirror

**OPTION OVAL**



60/80cm oval illuminated mirror

**OPTION PLUS**



40, 60, 75, 90, 105, 120, 135 & 160cm square illuminated mirror with direct and indirect lighting - with and without lighting at the top



60mm Option Plus 2 door cabinet with functional and ambient lighting



90 & 120cm Option Plus 3 door cabinets with functional and ambient lighting

**FINISHES**



Aluminum anodised




Black matt aluminum anodised




Scan for further product information





**40cm Option Plus illuminated mirror**  
 W 40 / D 3 / H 70cm  
 With direct and indirect lighting, dimmable and antimist function.

Art. no.	Product Description	RRP ex VAT
502.780.14.1	Black matt aluminium anodised	£995.42
502.780.00.1	Aluminium anodised	£967.29




**120cm Option Plus illuminated mirror**  
 W 120 / D 3 / H 70cm  
 With direct and indirect lighting, dimmable and antimist function.

Art. no.	Product Description	RRP ex VAT
502.785.14.1	Black matt aluminium anodised	£1,349.71
502.785.00.1	Aluminium anodised	£1,315.97



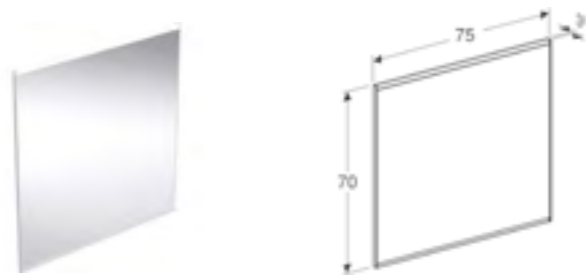
**60cm Option Plus illuminated mirror**  
 W 60 / D 3 / H 70cm  
 With direct and indirect lighting, dimmable and antimist function.

Art. no.	Product Description	RRP ex VAT
502.781.14.1	Black matt aluminium anodised	£1,029.15
502.781.00.1	Aluminium anodised	£1,001.04



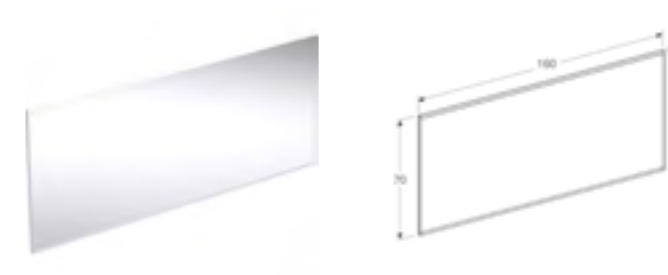
**136cm Option Plus illuminated mirror**  
 W 135 / D 3 / H 70cm  
 With direct and indirect lighting, dimmable and antimist function.

Art. no.	Product Description	RRP ex VAT
502.786.14.1	Black matt aluminium anodised	£1,540.93
502.786.00.1	Aluminium anodised	£1,501.55



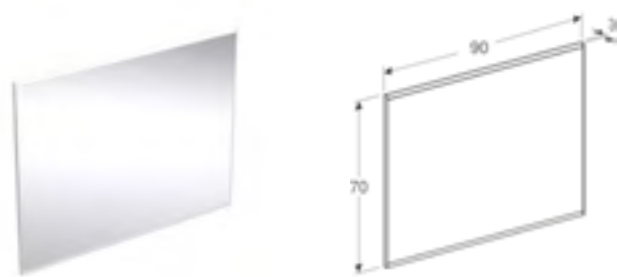
**75cm Option Plus illuminated mirror**  
 W 75 / D 3 / H 70cm  
 With direct and indirect lighting, dimmable and antimist function.

Art. no.	Product Description	RRP ex VAT
502.782.14.1	Black matt aluminium anodised	£1,119.13
502.782.00.1	Aluminium anodised	£1,085.40



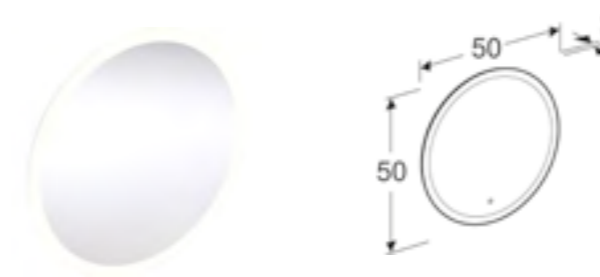
**160cm Option Plus illuminated mirror**  
 W 160 / D 3 / H 70cm  
 With direct and indirect lighting, dimmable and antimist function.

Art. no.	Product Description	RRP ex VAT
502.787.14.1	Black matt aluminium anodised	£1,743.38
502.787.00.1	Aluminium anodised	£1,687.14




**90cm Option Plus illuminated mirror**  
 W 90 / D 3 / H 70cm  
 With direct and indirect lighting, dimmable and antimist function.

Art. no.	Product Description	RRP ex VAT
502.783.14.1	Black matt aluminium anodised	£1,192.25
502.783.00.1	Aluminium anodised	£1,158.51



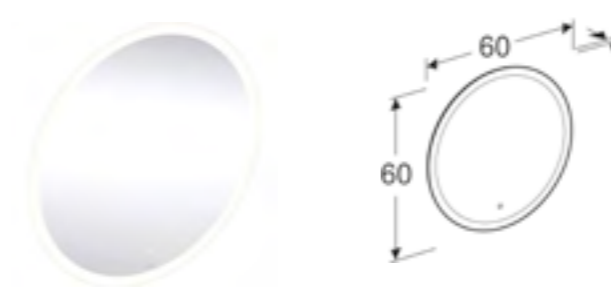
**50cm Option illuminated mirror**  
 W 50 / D 3.5 / H 50cm  
 With direct and indirect lighting, dimmable.

Art. no.	RRP ex VAT
502.796.00.1	£663.61



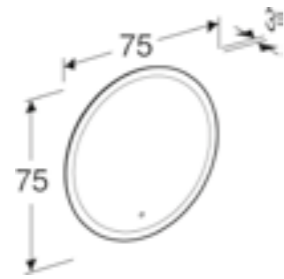
**105cm Option Plus illuminated mirror**  
 W 105 / D 3 / H 70cm  
 With direct and indirect lighting, dimmable and antimist function.

Art. no.	Product Description	RRP ex VAT
502.784.14.1	Black matt aluminium anodised	£1,254.10
502.784.00.1	Aluminium anodised	£1,220.37



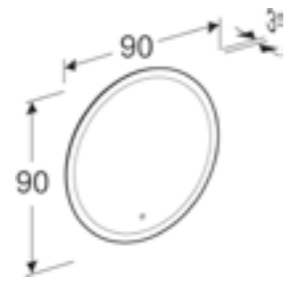
**60cm Option illuminated mirror**  
 W 60 / D 3.5 / H 60cm  
 With direct and indirect lighting, dimmable.

Art. no.	RRP ex VAT
502.797.00.1	£753.59



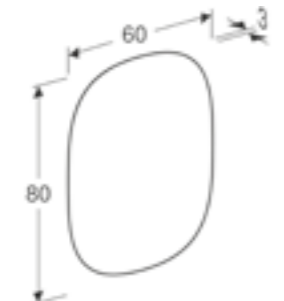
**75cm Option illuminated mirror**  
W 75 / D 3.5 / H 75cm  
With direct and indirect lighting, dimmable.  
**Art. no.**  
502.798.00.1

**RRP ex VAT**  
£854.82



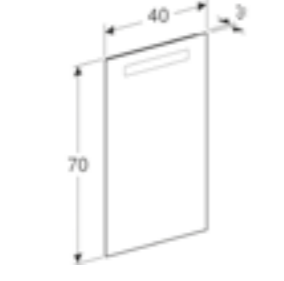
**90cm Option illuminated mirror**  
W 90 / D 3.5 / H 90cm  
With direct and indirect lighting, dimmable.  
**Art. no.**  
502.799.00.1

**RRP ex VAT**  
£978.55



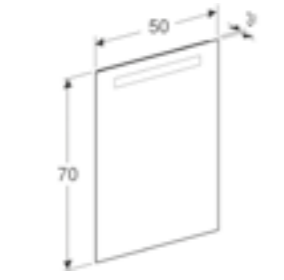
**60/80cm Option illuminated oval mirror**  
W 60 / D 3 / H 80cm  
Can be installed as a 60cm or 80cm width mirror.  
**Art. no.**  
502.800.00.1

**RRP ex VAT**  
£489.27



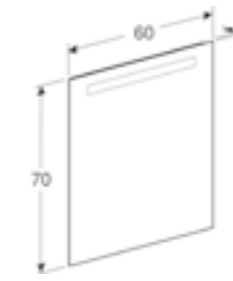
**40cm Option illuminated mirror with lighting at the top**  
W 40 / D 3.2 / H 70cm  
Mechanical switch, LED lighting.  
**Art. no.**      **Product Description**  
502.803.00.1    Aluminium anodised

**RRP ex VAT**  
£331.80



**50cm Option illuminated mirror with lighting at the top**  
W 50 / D 3.2 / H 70cm  
Mechanical switch, LED lighting.  
**Art. no.**      **Product Description**  
502.804.00.1    Aluminium anodised

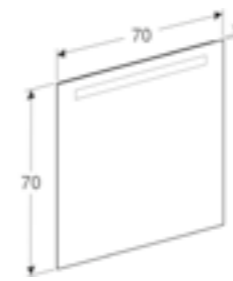
**RRP ex VAT**  
£343.05



**60cm Option illuminated mirror with lighting at the top**  
W 60 / D 3.2 / H 70cm  
Mechanical switch, LED lighting.

**Art. no.**      **Product Description**  
502.805.00.1    Aluminium anodised

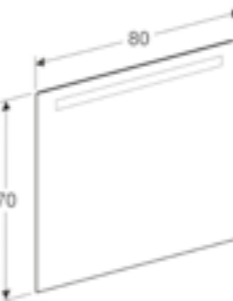
**RRP ex VAT**  
£365.55



**70cm Option illuminated mirror with lighting at the top**  
W 70 / D 3.2 / H 70cm  
Mechanical switch, LED lighting.

**Art. no.**      **Product Description**  
502.806.00.1    Aluminium anodised

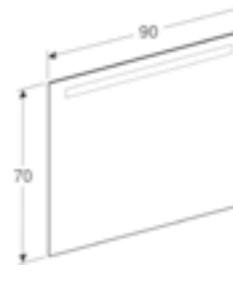
**RRP ex VAT**  
£376.79



**80cm Option illuminated mirror with lighting at the top**  
W 80 / D 3.2 / H 70cm  
Mechanical switch, LED lighting.

**Art. no.**      **Product Description**  
502.807.00.1    Aluminium anodised

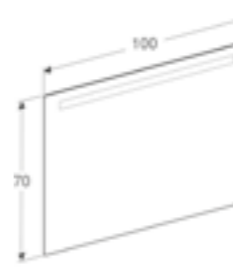
**RRP ex VAT**  
£393.67



**90cm Option illuminated mirror with lighting at the top**  
W 90 / D 3.2 / H 70cm  
Mechanical switch, LED lighting.

**Art. no.**      **Product Description**  
502.808.00.1    Aluminium anodised

**RRP ex VAT**  
£404.91



**100cm Option illuminated mirror with lighting at the top**  
W 100 / D 3.2 / H 70cm  
Mechanical switch, LED lighting.


**Art. no.**      **Product Description**  
502.809.00.1    Aluminium anodised

**RRP ex VAT**  
£449.90




**120cm Option illuminated mirror with lighting at the top**  
W 120 / D 3.2 / H 70cm  
Mechanical switch, LED lighting.

Art. no.	Product Description	RRP ex VAT
502.810.00.1	Aluminium anodised	£478.03




**120cm Option illuminated mirror with lighting at the top**  
W 120 / D 3.2 / H 90cm  
Mechanical switch, LED lighting.

Art. no.	Product Description	RRP ex VAT
502.815.00.1	Aluminium anodised	£590.50



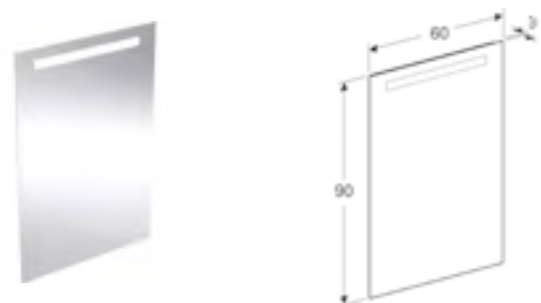
**140cm Option illuminated mirror with lighting at the top**  
W 140 / D 3.2 / H 70cm  
Mechanical switch, LED lighting.

Art. no.	Product Description	RRP ex VAT
502.811.00.1	Aluminium anodised	£511.76



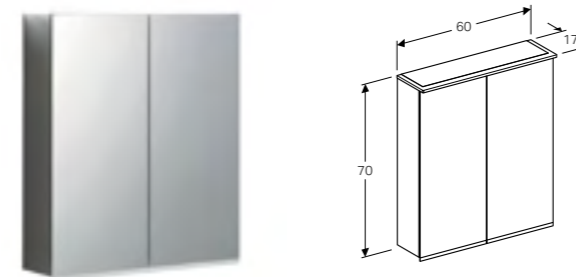
**140cm Option illuminated mirror with lighting at the top**  
W 140 / D 3.2 / H 90cm  
Mechanical switch, LED lighting.

Art. no.	Product Description	RRP ex VAT
502.816.00.1	Aluminium anodised	£652.36



**60cm Option illuminated mirror with lighting at the top**  
W 60 / D 3.2 / H 90cm  
Mechanical switch, LED lighting.

Art. no.	Product Description	RRP ex VAT
502.812.00.1	Aluminium anodised	£438.66



**60cm option plus mirror cabinet with functional and ambient lighting, two doors**  
W 60 / D 17.2 / H 70cm

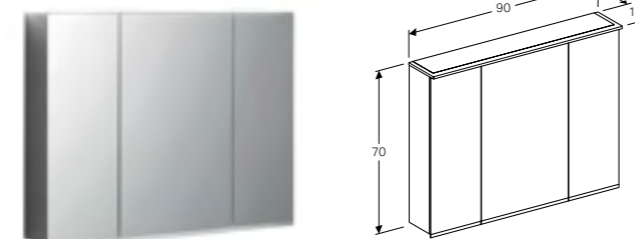
LED lighting, indirect lighting, touch sensor switch for the upper light, touch sensor switch for the bottom light, power socket, USB port, mirrored body, mirrored back side, doors mirrored on both sides, movable shelves. The Option Plus mirror cabinets also include a magnetic accessory holder. £978.55

Art. no.	RRP ex VAT
500.595.P5.1	£1,029.69



**80cm Option illuminated mirror with lighting at the top**  
W 80 / D 3.2 / H 90cm  
Mechanical switch, LED lighting.

Art. no.	Product Description	RRP ex VAT
502.813.00.1	Aluminium anodised	£472.40



**90cm option plus mirror cabinet with functional and ambient lighting, three doors**  
W 90 / D 17.2 / H 70cm

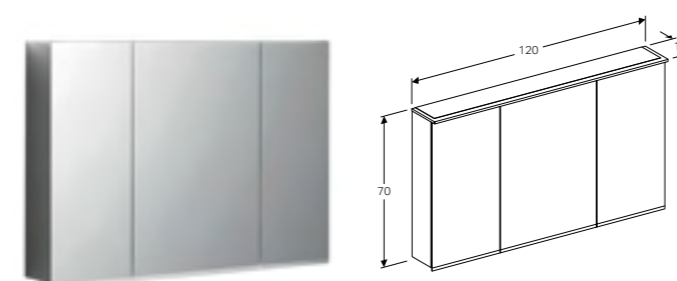
LED lighting, indirect lighting, touch sensor switch for the upper light, touch sensor switch for the bottom light, power socket, USB port, mirrored body, mirrored back side, doors mirrored on both sides, movable shelves. The Option Plus mirror cabinets also include a magnetic accessory holder.

Art. no.	RRP ex VAT
500.596.P5.1	£1,241.86



**100cm Option illuminated mirror with lighting at the top**  
W 100 / D 3.2 / H 90cm  
Mechanical switch, LED lighting.

Art. no.	Product Description	RRP ex VAT
502.814.00.1	Aluminium anodised	£523.02



**120cm option plus mirror cabinet with functional and ambient lighting, three doors**  
W 120 / D 17.2 / H 70cm

LED lighting, indirect lighting, touch sensor switch for the upper light, touch sensor switch for the bottom light, power socket, USB port, mirrored body, mirrored back side, doors mirrored on both sides, movable shelves. The Option Plus mirror cabinets also include a magnetic accessory holder.

Art. no.	RRP ex VAT
500.597.P5.1	£1,454.26

# GEBERIT FLUSH PLATES





Design and functionality work in perfect harmony, with attractive concealed frames and beautiful flush plates suitable for your home.

Geberit Sigma, Omega and Alpha flush plates are the finishing touch for your bathroom. Combining visual elegance, beautiful finishes and innovative technology, they can be a reflection of your own individual style. All Geberit Duofix frames are stylishly concealed behind the wall to give your bathroom a sleek finish.

**IT'S ALL ABOUT THE FINISHING TOUCH.**

Complete your concealed cistern or Duofix frame with a Geberit flush plate. With over 180 finishes available across our Sigma, Omega and Alpha ranges for you to choose from, you'll be able to find a flush plate to suit your personal style and taste.




**RECTANGULAR**



**ROUND**



**TOUCHLESS**



**PUSH BUTTON**



With its extra-slim look in a panoramic format, the Sigma40 actuator plate adds a touch of elegance to any bathroom. Elegantly finish and easy-to-clean surfaces in glass or metal underline the minimalist design look.



Design



Slim design



Awarded to the Geberit Sigma40 actuator plates

## GEBERIT SIGMA40

SLIM FLUSH PLATE FOR A SLEEK MINIMALIST DESIGN

### BRUSHED METAL

	Red gold	Stainless steel	Brass	Black chrome	Brushed nickel
 SQUARE					
 ROUND					

### PAINTED METAL

	White matt	Black matt
 SQUARE		
 ROUND		

### GLASS

	White	Sand grey	Lava	Black
 SQUARE				
 ROUND				


GEBERIT DUOFIX ALPHA INSTALLATION SYSTEMS

# BE MORE ALPHA

## CHOOSE AFFORDABILITY

### Affordability. Quality. Simplicity.

The brand you know and trust for delivering quality, reliable and efficient sanitary product - but now at an affordable price, with a simplified range and enhanced flush plate colour choices to suit all.




MULTIPLE FRAME HEIGHTS AVAILABLE

112cm

98cm

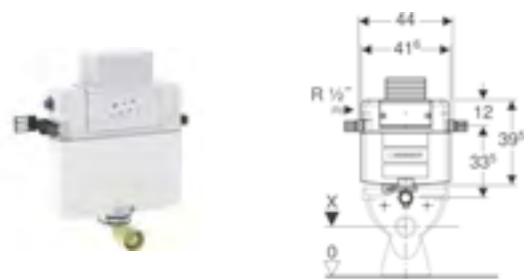
82cm



A CHOICE OF FLUSH PLATE COLOURS IN SQUARE OR ROUND BUTTON OPTIONS

Find out more at [geberit.co.uk/alpha](http://geberit.co.uk/alpha)

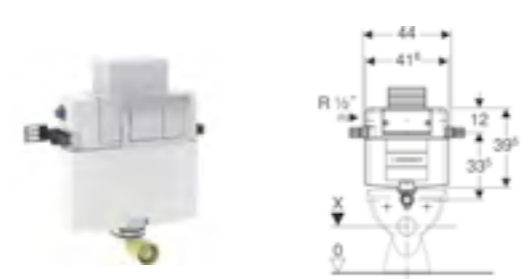
ALPHA



**Geberit Alpha concealed cistern 12cm, 6/3 litres**

Art. no.	Product Description	RRP ex VAT
109.002.00.1	Installation height 82cm	£130.31

Replaces previous article number - 109.205.00.1



**Geberit Alpha concealed cistern 12cm, 6/3 litres, installation height 82cm with square flush plate**

Art. no.	Product Description	RRP ex VAT
109.003.21.1	Alpha01 flush plate, square, bright chrome-plated	£189.43

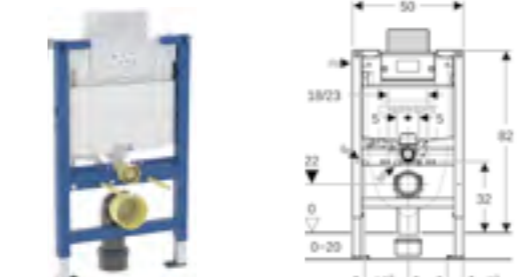
Added addition (now includes flush plate) to previous article number - 109.205.00.1



**Geberit Alpha concealed cistern 12cm, 6/3 litres**

Art. no.	Product Description	RRP ex VAT
109.012.00.1	Installation height 109cm	£130.31


Replaces previous article number - 109.105.00.1



**Geberit Duofix element for wall-hung WC, with Alpha concealed cistern 12cm, 6/3 litres**

Art. no.	Product Description	RRP ex VAT
458.033.00.2	Installation height 82cm	£254.94

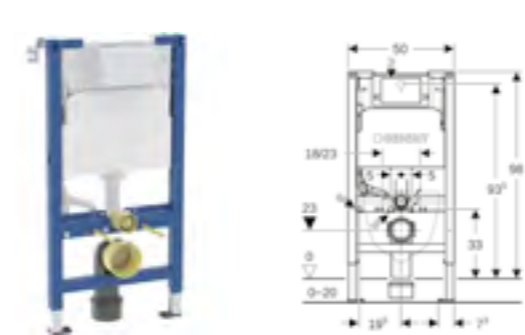
\*Replaces previous article number - 111.260.00.3



**Geberit Alpha concealed cistern 12cm, 6/3 litres, installation height 109cm with round flush plate**

Art. no.	Product Description	RRP ex VAT
109.014.21.1	Alpha01 round flush plate bright chrome-plated	£189.43

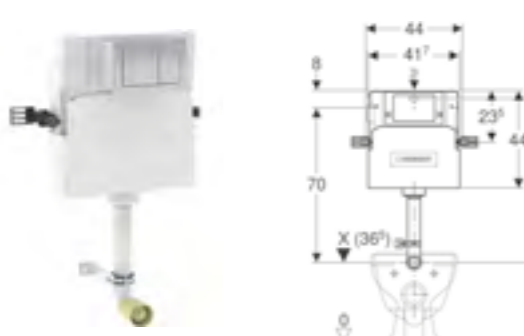
Replaces previous article number - 109.103.21.2



**Geberit Duofix element for wall-hung WC, with Alpha concealed cistern 12cm, 6/3 litres**

Art. no.	Product Description	RRP ex VAT
458.036.00.2	Installation height 98cm	£254.94

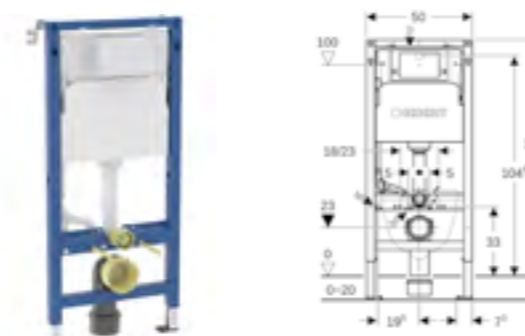
Replaces previous article number - 458.145.00.1



**Geberit Alpha concealed cistern 12cm, 6/3 litres, installation height 109cm with square flush plate**

Art. no.	Product Description	RRP ex VAT
109.013.21.1	Alpha01 square flush plate bright chrome-plated	£189.43

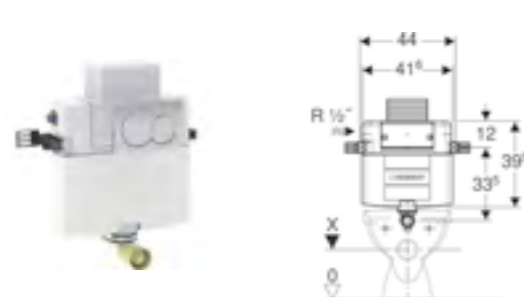
Replaces previous article number - 109.104.21.2



**Geberit Duofix element for wall-hung WC, with Alpha concealed cistern 12cm, 6/3 litres**

Art. no.	Product Description	RRP ex VAT
458.039.00.2	Installation height 112cm	£254.94

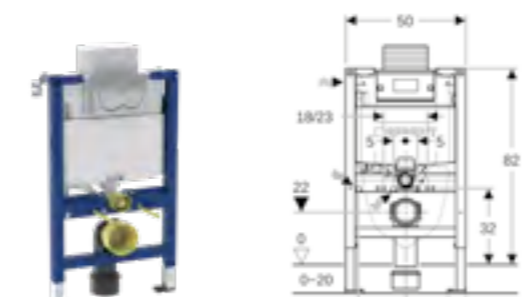
Replaces previous article number - 458.132.00.1



**Geberit Alpha concealed cistern 12cm, 6/3 litres, installation height 82cm with round flush plate**

Art. no.	Product Description	RRP ex VAT
109.004.21.1	Alpha01 flush plate, round, bright chrome-plated	£189.43

Added addition (now includes flush plate) to previous article number - 109.205.00.1

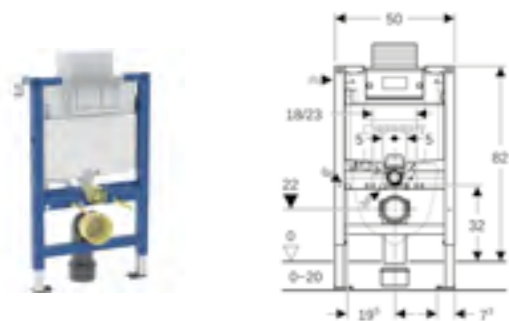


**Geberit Duofix element for wall-hung WC, 82cm, with Alpha concealed cistern 12cm, 6/3 litres, with round flush plate**

Art. no.	Product Description	RRP ex VAT
458.035.21.2	Alpha01 flush plate, round, bright chrome-plated	£304.17

Added addition (now includes flush plate) to previous article number - 111.260.00.3

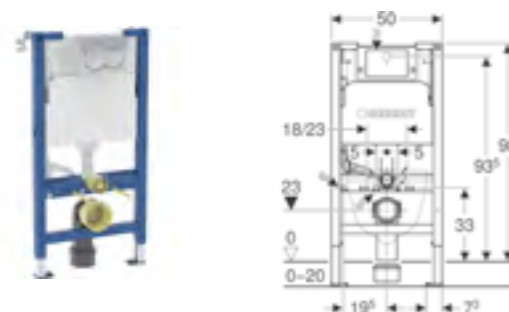
ALPHA



**Geberit Duofix element for wall-hung WC, 82cm, with Alpha concealed cistern 12cm, 6/3 litres, with square flush plate**

Art. no.	Product Description	RRP ex VAT
458.034.21.2	Alpha01 flush plate, square bright chrome-plated	£304.17

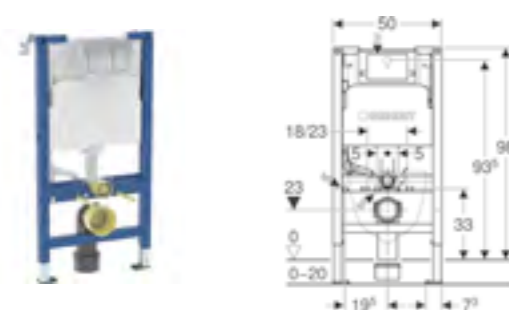
Added addition (now includes flush plate) to previous article number - 111.260.00.3



**Geberit Duofix element for wall-hung WC, 98cm, with Alpha concealed cistern 12cm, 6/3 litres with round flush plate**

Art. no.	Product Description	RRP ex VAT
458.038.21.2	Alpha01 flush plate, round bright chrome-plated	£304.17

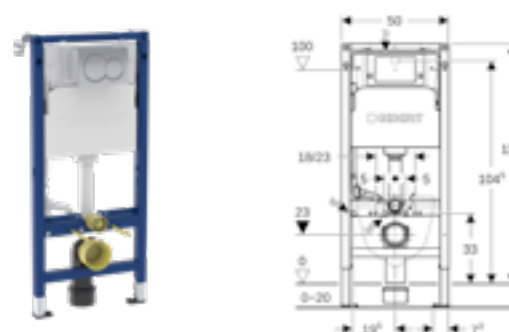
Replaces previous article number - 458.151.21.1



**Geberit Duofix element for wall-hung WC, 98cm, with Alpha concealed cistern 12cm, 6/3 litres with square flush plate**

Art. no.	Product Description	RRP ex VAT
458.037.21.2	Alpha01 flush plate, square bright chrome-plated	£304.17

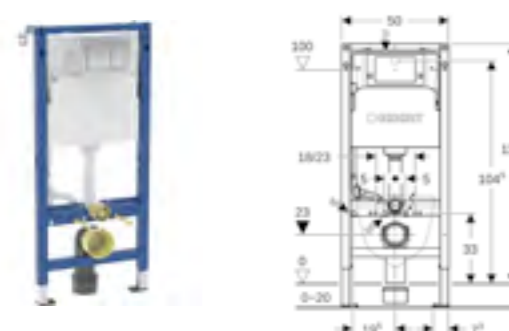
Replaces previous article number - 458.152.21.1



**Geberit Duofix element for wall-hung WC, 112cm, with Alpha concealed cistern 12cm, 6/3 litres with round flush plate**

Art. no.	Product Description	RRP ex VAT
458.041.21.2	Alpha01 flush plate, round, bright chrome-plated	£304.17

Replaces previous article number - 458.118.21.2

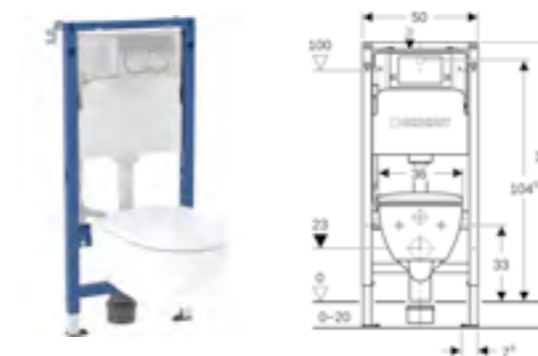


**Geberit Duofix element for wall-hung WC, 112cm, with Alpha concealed cistern 12cm, 6/3 litres with square flush plate**

Art. no.	Product Description	RRP ex VAT
458.040.21.2	Alpha01 flush plate, round, bright chrome-plated	£304.17

Replaces previous article number - 458.119.21.2

ALPHA BUNDLE PACKS



**Geberit Duofix set of element for wall-hung WC, 112cm, with Alpha concealed cistern 12cm, 6/3 litres, Alpha01 round flush plate and Selnova wall-hung WC, Rimfree**

Art. no.	Product Description	RRP ex VAT
118.362.21.2	Bright chrome-plated	£594.85


Replaces previous article number - 118.357.21.1



**Geberit Alpha set of concealed cistern 12cm, 6/3 litre, installation height 109cm, with Alpha01 flush plate and Selnova floor-standing WC, back-to-wall, Rimfree**

Art. no.	Product Description	RRP ex VAT
118.363.21.2	Bright chrome-plated	£520.52

Replaces previous article number - 118.356.21.1



**Geberit Alpha01 round flush plates, dual flush**  
W 24.6 / D 1.6 / H 16.4cm

Art. no.	Product Description	RRP ex VAT
15.035.11.1	White	£48.80
115.035.21.1	Bright chrome-plated	£71.07
115.035.46.1	Matt chrome-plated	£71.07
115.035.QA.1	Red gold	£71.07
115.035.QC.1	Black chrome	£71.07
115.035.QE.1	Brass-coloured	£71.07
115.035.14.1	Black matt	£71.07



**Geberit Alpha01 square flush plates, dual flush**  
W 24.6 / D 1.6 / H 16.4cm

Art. no.	Product Description	RRP ex VAT
15.055.11.1	White	£53.04
115.055.21.1	Bright chrome-plated	£76.38
115.055.46.1	Matt chrome-plated	£76.38
115.055.QA.1	Red gold	£76.38
115.055.QC.1	Black chrome	£76.38
115.055.QE.1	Brass-coloured	£76.38
115.055.14.1	Black matt	£76.38

# GEBERIT DUOFIX SIMPLY BETTER



## FOR ANY INSTALLATION SITUATION

Flexible adjustment options, versatile fastening methods.



### OPTIMISED HYDRAULICS

Cisterns with the latest generation of valves.



### EASY HANDLING

Clever installation routines for quick, simple installation.

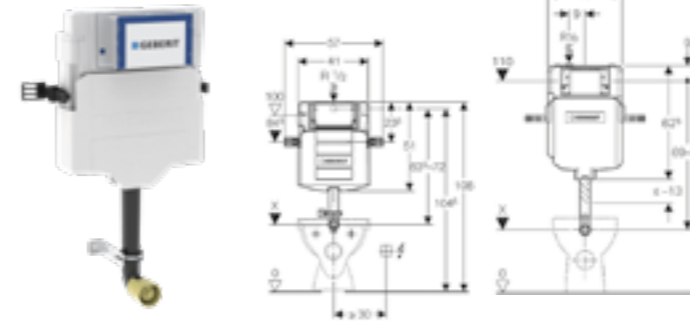
**KNOW  
HOW  
INSTALLED**

#### Flexible, simple and hydraulically optimised

Geberit Duofix offers clear advantages as the core element of the WC System. The installation element is suitable for virtually all construction situations and is even easier to install.

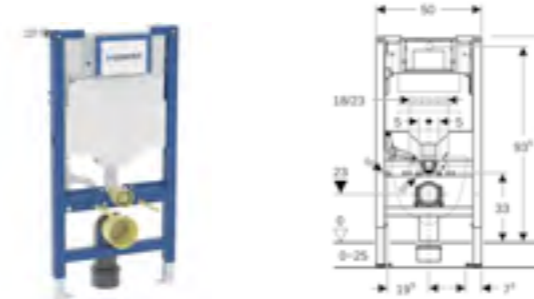
[geberit.co.uk/duofix](http://geberit.co.uk/duofix)

## SIGMA



### Geberit Sigma concealed cistern, 6/3 litres


Art. no.	Product Description	RRP ex VAT
109.792.00.1	8cm cistern, installation height 120cm	£273.21
109.309.00.5	12cm cistern, installation height 108cm	£213.91



### Geberit Duofix toilet frame with Sigma cistern 12cm

Art. no.	Product Description	RRP ex VAT
111.911.00.6	Installation height 98cm	£423.76


Replaces article 111.911.00.3



### Geberit Duofix toilet frame with Sigma cistern 12cm

Art. no.	Product Description	RRP ex VAT
111.383.00.6	Includes drainage and brackets, 112cm	£465.09

Replaces article 111.383.00.03

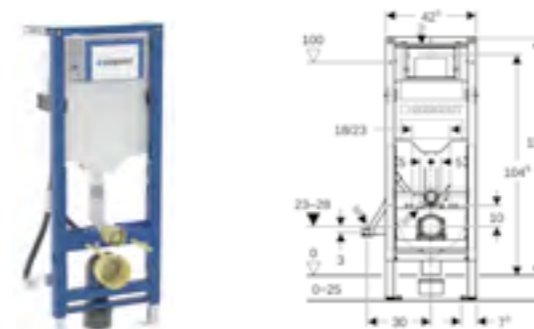


### Geberit Duofix toilet frame with Sigma cistern 8cm

Art. no.	Product Description	RRP ex VAT
111.799.00.6	Installation height 114cm	£551.48

Replaces article 111.799.00.3

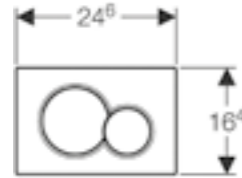
## SPECIAL APPLICATIONS



### Geberit Duofix toilet frame with Sigma cistern 12cm

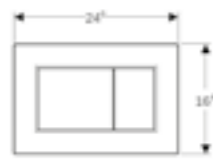
Art. no.	Product Description	RRP ex VAT
111.352.00.6	Less-abled installation, 112cm	£600.71

Replaces article 111.353.00.5



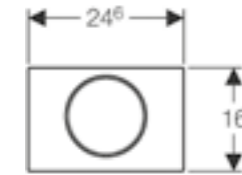
**Geberit Sigma01 round dual flush**  
W 24.6 / D 1.3 / H 16.4cm

Art. no.	Product Description	RRP ex VAT
115.770.11.5	White alpine	£75.62
115.770.DW.5	Black	£92.13
115.770.21.5	Gloss chrome	£88.83
115.770.KA.5	Gloss chrome / matt chrome	£107.70
115.770.DT.5	Fine brass galvanised	£353.10
115.770.LB.5	White / blue / red	£138.68
115.770.JQ.5	Anti-fingerprint coating: matt chrome	£85.54



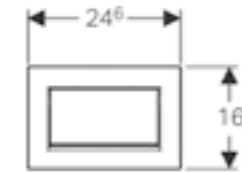
**Geberit Sigma01 square dual flush**  
W 24.6 / D 1.3 / H 16.4cm

Art. no.	Product Description	RRP ex VAT
115.660.11.1	White	£77.44
115.660.21.1	Gloss chrome-plated	£103.96
115.660.JQ.1	Matt chrome/ easy-to-clean coated	£103.96
115.660.DW.1	Black	£90.17



**Geberit Sigma10 round single flush**  
W 24.6 / D 1.4 / H 16.4cm

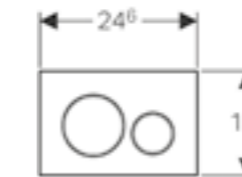
Art. no.	Product Description	RRP ex VAT
115.758.KJ.5	White / gloss chrome / white	£102.65
115.758.KK.5	White / gold-plated / white	£126.91
115.758.KH.5	Gloss chrome / matt chrome / gloss chrome	£139.65
115.758.KM.5	Black / gloss chrome / black	£126.91
115.758.SN.5	Stainless steel brushed / polished / brushed	£208.24
115.758.JT.5	Anti-fingerprint coating: matt white / gloss chrome / matt white	£210.24
115.758.14.5	Anti-fingerprint coating: matt black / gloss chrome / matt black	£210.24
115.787.SN.5	Anti-fingerprint coating & anti-vandal stainless steel: brushed / polished / brushed	£262.59
115.758.JQ.5	Anti-fingerprint coating: matt chrome / gloss chrome / matt chrome	£139.64



**Geberit Sigma10 square single flush (previously Sigma30)**  
W 24.6 / D 1.2 / H 16.4cm.

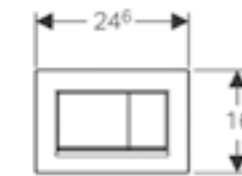
For stop-and-go flush, screwable

Art. no.	Product Description	RRP ex VAT
115.893.KJ.1	White / gloss chrome / white	£219.79
115.893.KX.1	Chrome brushed / gloss chrome / chrome brushed	£253.59
115.893.KY.1	Gloss chrome / chrome brushed / gloss chrome	£253.59
115.893.JT.1	Anti-fingerprint coating: matt white / gloss chrome/matt white	£217.48
115.893.14.1	Anti-fingerprint coating: matt black / gloss chrome / matt black	£217.48



**Geberit Sigma20 round dual flush**  
W 24.6 / D 1.2 / H 16.4cm

Art. no.	Product Description	RRP ex VAT
115.882.KJ.1	White / gloss chrome / white	£109.89
115.882.KK.1	White / gold-plated / white	£126.82
115.882.KH.1	Gloss chrome / matt chrome / gloss chrome	£143.70
115.882.KM.1	Black / gloss chrome / black	£126.82
115.882.SN.1	Stainless steel brushed / polished / brushed	£220.21
115.882.11.1	White / matt white / white	£130.49
115.882.DW.1	Black / matt black / black	£130.49
115.882.JQ.1	Anti-fingerprint coating: matt chrome / gloss chrome / matt chrome	£130.49
115.882.JT.1	Anti-fingerprint coating: matt white / gloss chrome / matt white	£130.49
115.882.14.1	Anti-fingerprint coating: matt black / gloss chrome / matt black	£130.49
115.889.SN.1	Anti-vandal brushed stainless steel / brushed polished / brushed	£251.11
115.882.01.1	Anti-fingerprint coating: matt white / white / matt white	£180.21
115.882.16.1	Anti-fingerprint coating: matt black / black / matt black	£180.21



**Geberit Sigma20 square dual flush (previously Sigma30)**  
W 24.6 / D 1.2 / H 16.4cm

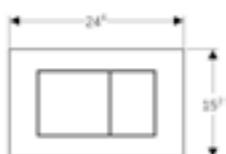
Art. no.	Product Description	RRP ex VAT
115.883.KJ.1	White / gloss chrome / white	£122.89
115.883.KK.1	White / gold-plated / white	£135.25
115.883.KH.1	Gloss chrome / matt chrome / gloss chrome	£152.17
115.883.KM.1	Black / gloss chrome / black	£135.25
115.883.JQ.1	Anti-fingerprint coating: matt chrome / gloss chrome / matt chrome	£130.49
115.883.JT.1	Anti-fingerprint coating: matt white / gloss chrome / matt white	£130.49
115.883.14.1	Anti-fingerprint coating: matt black / gloss chrome / matt black	£130.49
115.883.11.1	White / matt white / white	£144.98
115.883.01.1	Anti-fingerprint coating: matt white / white / matt white	£200.22
115.883.16.1	Anti-fingerprint coating: matt black / black / matt black	£200.22
115.883.DW.1	Black / matt black / black	£144.98





**Geberit Sigma40 round dual flush**  
W 24.6 / H 15.2cm  
Metal finishes - 6mm. Glass finishes - 4mm

Art. no.	Product Description	RRP ex VAT
115.628.SI.1	Glass white	£256.71
115.628.SJ.1	Glass black	£256.71
115.628.JK.1	Glass lava	£256.71
115.628.JL.1	Glass sand grey	£256.71
115.628.FW.1	Stainless steel	£334.15
115.628.QB.1	Stainless steel red gold	£456.14
115.628.QD.1	Stainless steel black chrome	£456.14
115.628.QF.1	Stainless steel brass	£456.14
115.628.JT.1	Stainless steel white painted	£334.15
115.628.14.1	Stainless steel black painted	£334.15
115.628.ID.1	Brushed nickel	£456.14



**Geberit Sigma40 square dual flush**  
W 24.6 / H 15.2cm  
Metal finishes - 6mm. Glass finishes - 4mm

Art. no.	Product Description	RRP ex VAT
115.629.SI.1	Glass white	£281.11
115.629.SJ.1	Glass black	£281.11
115.629.JK.1	Glass lava	£281.11
115.629.JL.1	Glass sand grey	£281.11
115.629.FW.1	Stainless steel	£358.55
115.629.QB.1	Stainless steel red gold	£485.85
115.629.QD.1	Stainless steel black chrome	£485.85
115.629.QF.1	Stainless steel brass	£485.85
115.629.JT.1	Stainless steel white painted	£358.55
115.629.14.1	Stainless steel black painted	£358.55
115.629.ID.1	Brushed nickel	£485.85



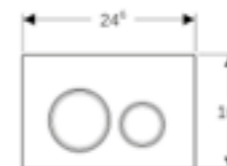

**Geberit Sigma50 round dual flush (previously Sigma21)**  
W 24.6 / D 1.4 / H 16.4cm

Art. no.	Product Description	RRP ex VAT
115.884.SI.1	White glass / chrome plated / white glass	£344.06
115.884.SJ.1	Black glass / chrome plated / black glass	£344.06
115.884.JK.1	Lava glass / chrome plated / lava glass	£344.06
115.884.JL.1	Sand grey glass / chrome plated / sand grey glass	£344.06



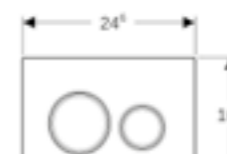
**Geberit Sigma50 round dual flush (previously Sigma21)**  
W 24.6 / D 1.4 / H 16.4cm

Art. no.	Product Description	RRP ex VAT
115.650.SI.1	Red gold / white	£626.97
115.650.SJ.1	Red gold / black	£626.97
115.650.JM.1	Red gold / mustang slate	£745.07
115.650.JV.1	Red gold / concrete look	£745.07
115.650.JX.1	Red gold / black walnut	£962.75
115.650.00.1	Red gold / customised	£549.30




**Geberit Sigma50 round dual flush (previously Sigma21)**  
W 24.6 / D 1.4 / H 16.4cm

Art. no.	Product Description	RRP ex VAT
115.651.SI.1	Black chrome / white	£626.97
115.651.SJ.1	Black chrome / black	£626.97
115.651.JM.1	Black chrome / mustang slate	£745.07
115.651.JV.1	Black chrome concrete look	£745.07
115.651.JX.1	Black chrome / black walnut	£962.75
115.651.00.1	Black chrome / customised	£549.30



**Geberit Sigma50 round dual flush (previously Sigma21)**  
W 24.6 / D 1.4 / H 16.4cm

Art. no.	Product Description	RRP ex VAT
115.652.SI.1	Brass / white	£626.97
115.652.SJ.1	Brass / black	£626.97
115.652.JM.1	Brass / mustang slate	£745.07
115.652.JV.1	Brass / concrete look	£745.07
115.652.JX.1	Brass / black walnut	£962.75
115.652.00.1	Brass / customised	£549.30



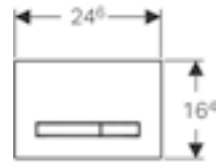
**Geberit Sigma50 round dual flush (previously Sigma21)**  
W 24.6 / D 1.4 / H 16.4cm

Art. no.	Product Description	RRP ex VAT
115.884.JV.1	Concrete effect / chrome plated / concrete effect	£455.16
115.884.JX.1	Black walnut / chrome plated / black walnut	£654.88
115.884.JM.1	Slate / chrome plated / slate	£654.88



**Geberit Sigma50 round dual flush (previously Sigma21)**  
W 24.6 / D 1.4 / H 16.4cm

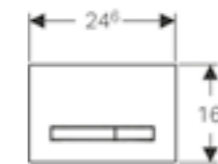

Art. no.	Product Description	RRP ex VAT
115.884.00.1	Customisable	£270.98



**Geberit Sigma50 square dual flush**

W 24.6 / D 1.4 / H 16.4cm

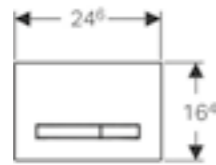
Art. no.	Product Description	RRP ex VAT
115.788.SD.2	Smoked glass reflective / chrome plated	£344.06
115.788.JK.2	Lava glass / chrome plated	£344.06
115.788.JL.2	Sand grey glass / chrome plated	£344.06



**Geberit Sigma50 square dual flush**

W 24.6 / D 1.4 / H 16.4cm

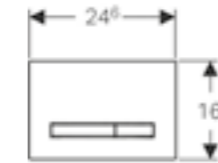
Art. no.	Product Description	RRP ex VAT
115.788.11.2	White alpine / chrome plated	£277.06
115.788.DW.2	Black / chrome plated	£277.06
115.788.21.2	Gloss chrome plated / chrome plated	£455.16
115.788.GH.2	Brushed chrome / chrome plated	£455.16
115.788.JV.2	Concrete effect / chrome plated	£455.16
115.788.JM.2	Mustang slate / chrome plate	£455.16
115.788.JX.2	Black walnut / chrome plated	£654.88
115.788.00.2	Customisable / chrome plated	£270.98



**Geberit Sigma50 square dual flush**

W 24.6 / D 1.4 / H 16.4cm

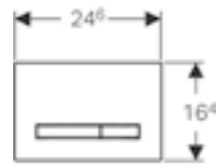
Art. no.	Product Description	RRP ex VAT
115.670.11.2	Red gold / white	£555.81
115.670.DW.2	Red gold / black	£555.81
115.670.JM.2	Red gold / mustang slate	£745.07
115.670.JV.2	Red gold / concrete look	£745.07
115.670.JX.2	Red gold / black walnut	£962.75
115.670.00.2	Red gold / customised	£549.30
115.670.QB.2	Red gold/ red gold brushed	£677.42



**Geberit Sigma50 square dual flush**

W 24.6 / D 1.4 / H 16.4cm

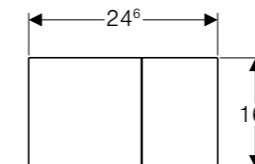
Art. no.	Product Description	RRP ex VAT
115.788.00.1	Customer specific / customised	£270.98



**Geberit Sigma50 square dual flush**

W 24.6 / D 1.4 / H 16.4cm

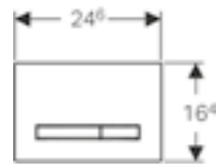

Art. no.	Product Description	RRP ex VAT
115.671.11.2	Black chrome / white	£555.81
115.671.DW.2	Black chrome / black	£555.81
115.671.JM.2	Black chrome / mustang slate	£745.07
115.671.JV.2	Black chrome concrete look	£745.07
115.671.JX.2	Black chrome / black walnut	£962.75
115.671.00.2	Black chrome / customised	£549.30
115.671.QD.2	Black chrome/ brushed black chrome	£677.42



**Geberit Sigma70 square**

W 24.6 / D 1.1 / H 16.4cm


Art. no.	Product Description	RRP ex VAT
115.622.JK.1	Glass lava	£491.48
115.622.JL.1	Glass sand grey	£491.48
115.622.SJ.1	Glass black	£491.48
115.622.FW.1	Stainless steel	£540.43
115.622.14.1	Stainless steel black matt painted	£540.43
115.622.SI.1	Glass white	£491.48
115.622.JT.1	Stainless steel white matt painted	£540.43
115.622.QB.1	Red gold	£677.42
115.622.QD.1	Black chrome	£677.42
115.622.QF.1	Brass	£677.42
115.622.ID.1	Brushed Nickel	£677.42



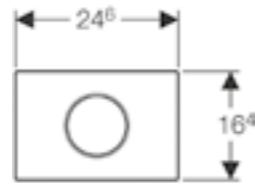
**Geberit Sigma50 square dual flush**

W 24.6 / D 1.4 / H 16.4cm

Art. no.	Product Description	RRP ex VAT
115.672.11.2	Brass / white	£555.81
115.672.DW.2	Brass / black	£555.81
115.672.JM.2	Brass / mustang slate	£745.07
115.672.JV.2	Brass / concrete look	£745.07
115.672.JX.2	Brass / black walnut	£962.75
115.672.00.2	Brass / customised	£549.30
115.672.QF.2	Brass / brushed brass	£677.42



TOUCHLESS



**Geberit Sigma10 touchless**  
W 24.6 / D 1.4 / H 16.4cm  
Battery powered version also available.

Art. no.	Product Description	RRP ex VAT
115.907.KJ.6	White / gloss chrome	£724.32
115.907.KK.6	White / gold-plated	£706.19
115.907.KH.6	Gloss chrome / matt chrome	£742.39
115.907.KM.6	Black / gloss chrome	£724.32
115.907.SN.6	Stainless steel brushed / polished	£814.85



**Geberit Sigma80**  
W 24.7 / D 1 / H 16.4cm  
For Sigma 12cm cistern.

Art. no.	Product Description	RRP ex VAT
116.090.SM.6	Glass reflective	£1447.75
116.090.SG.6	Black glass	£1447.75

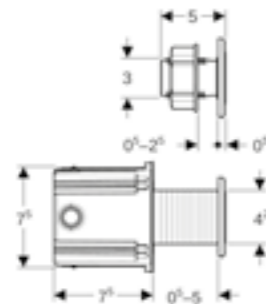


**Geberit Sigma80**  
W 24.7 / D 1 / H 16.4cm  
For Sigma 8cm cistern.

Art. no.	Product Description	RRP ex VAT
116.092.SM.6	Glass reflective	£1447.73
116.092.SG.6	Black glass	£1447.73



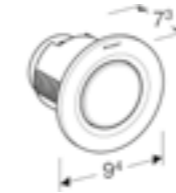
TYPE10 INFRA-RED BUTTON



**Geberit WC flush controls Type10**  
W 9.4 / D 7.3 / H 9.4cm  
Electronic flush actuation, dual flush, IR button.

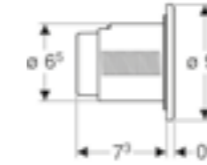
Art. no.	Product Description	RRP ex VAT
115.936.14.6	Black matt, Sigma, mains operation	£667.96
115.937.14.6	Black matt, Sigma, battery operation	£725.05
115.936.SN.6	Brushed stainless, Sigma, mains operation	£667.96

FLUSH BUTTONS



**Geberit remote flush button Type01 pneumatic single flush**  
W 9.4 / D 7.3 / H 9.4cm  
For Sigma 8cm single flush.

Art. no.	Product Description	RRP ex VAT
116.041.11.1	White alpine	£78.14
116.041.21.1	Gloss chrome plated	£93.77
116.041.JQ.1	Matt chrome plated	£102.84



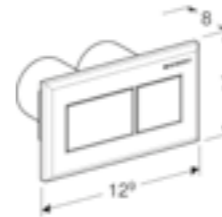
**Geberit Sigma 8cm dual flush**  
W 9.4 / D 7.3 / H 9.4cm

Art. no.	Product Description	RRP ex VAT
116.043.11.1	White alpine	£85.94
116.043.21.1	Gloss chrome plated	£101.57
116.043.JQ.1	Matt chrome plated	£110.33

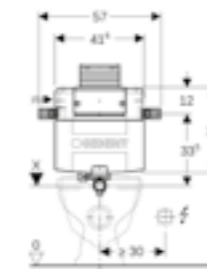


**Geberit Remote square flush controls**  
W 12.9 / D 8 / H 7.4cm  
Battery powered version also available.  
For Sigma 8cm cistern.

Art. no.	Product Description	RRP ex VAT
116.053.GH.1	Brushed chrome	£248.41
116.053.KA.1	Bright chrome plated	£124.84
116.053.KT.1	White high gloss / brushed chrome plated	£124.84
116.053.KV.1	Black high gloss / chrome plated	£124.84
116.054.21.1	Protruding design, gloss chrome plated	£141.06

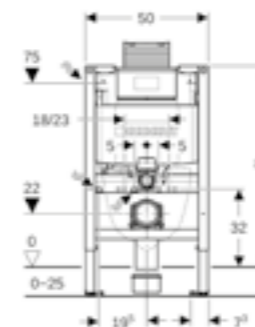


OMEGA



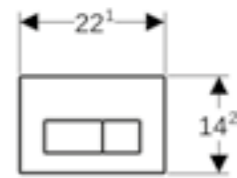
**Geberit Omega concealed cistern 12cm, 6/3 litres**

Art. no.	Product Description	RRP ex VAT
109.041.00.1	Installation height 82cm	£310.43



**Geberit Duofix toilet frame with Omega cistern 12cm**

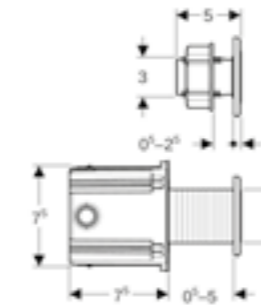
Art. no.	Product Description	RRP ex VAT
111.004.00.4	Installation height 82cm	£481.85



**Geberit Omega10 square dual flush**  
W 22.1 / D 1.5 / H 14.2

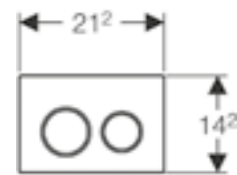
Art. no.	Product Description	RRP ex VAT
115.092.FW.1	Stainless steel	£177.36

TYPE10 INFRA-RED BUTTON



**Geberit WC flush controls Type10**  
W 9.4 / D 7.3 / H 9.4cm  
Electronic flush actuation, dual flush, IR button.

Art. no.	Product Description	RRP ex VAT
115.956.14.6	Black matt, Omega, mains operation	£782.13
115.956.SN.6	Brushed stainless, Omega, mains operation	£782.13

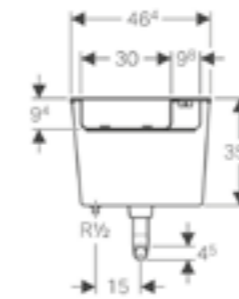


**Geberit Omega20 round dual flush**  
W 21.2 / D 1 / H 14.2cm

Art. no.	Product Description	RRP ex VAT
115.085.KJ.1	White / gloss chrome / white	£143.27
115.085.KK.1	White / gold-plated / white	£155.21
115.085.KH.1	Gloss chrome / matt chrome / gloss chrome	£172.44
115.085.KM.1	Black / gloss chrome / black	£155.21
115.085.JQ.1	Anti fingerprint coating: matt chrome / gloss chrome / matt chrome	£172.44



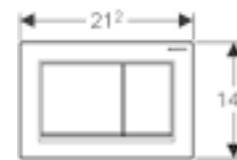
FRAMES, CISTERNS AND FLUSH BUTTONS FOR FURNITURE



**Geberit low-height cistern, 6/3 litres, pneumatic flush actuation for single or dual flush buttons**

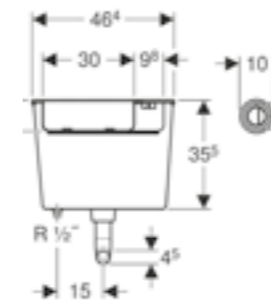
Art. no.	Product Description	RRP ex VAT
109.721.00.2	Installation height 79cm	£72.36

To order additionally - Type 01 or Type 10 pneumatic button\* (or similar)



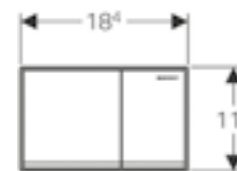
**Geberit Omega20 square dual flush (previously Omega30)**  
W 21.2 / D 1 / H 14.2cm

Art. no.	Product Description	RRP ex VAT
115.080.KJ.1	White / gloss chrome / white	£129.34
115.080.KK.1	White / gold-plated / white	£142.27
115.080.KH.1	Gloss chrome / matt chrome / gloss chrome	£155.21
115.080.KM.1	Black / gloss chrome / black	£142.27
115.080.JQ.1	Anti-fingerprint coating: matt chrome / gloss chrome / matt chrome	£155.21



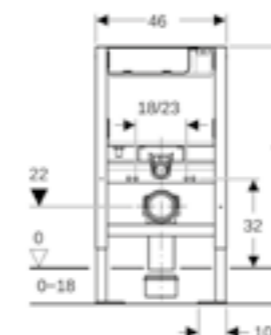
**Geberit Furniture concealed cistern. Includes Type 01 flush button**

Art. no.	Product Description	RRP ex VAT
109.724.21.2	Installation height 79cm	£74.60



**Geberit Omega60**  
W 18.4 / D 2.4 - 9 / H 11.4cm

Art. no.	Product Description	RRP ex VAT
115.081.SI.1	White glass / gloss chrome plated	£603.59
115.081.SJ.1	Black glass / gloss chrome plated	£603.59
115.081.GH.1	Chrome brushed / brushed chrome plated	£603.59
115.081.JK.1	Lava / gloss chrome plated	£603.59
115.081.JL.1	Sand grey / gloss chrome plated	£603.59



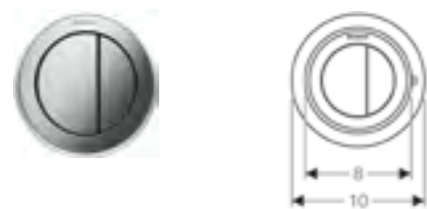
**Geberit Duofix frame for wall-hung toilet, 79cm, with low-height cistern**

Art. no.	Product Description	RRP ex VAT
111.207.00.3	Duofix element for wall-hung WC, 79 cm, with low-height cistern	£184.18

Replaces article 111.207.00.2 from May

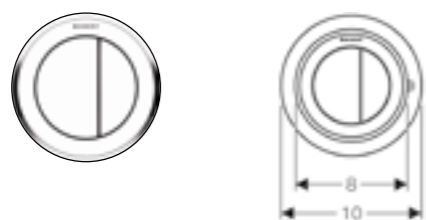
To order additionally - Type 01 or Type 10 pneumatic button\* (or similar)  
Note: This frame cannot be used in conjunction with a Geberit Aquaclean Alba.

TYPE10 PNEUMATIC BUTTONS



**Geberit remote flush button Type10 Dual flush**  
W 10 / D 0.6 / H 10cm  
For Sigma concealed cistern 8 cm, concealed actuator.

Art. no.	Product Description	RRP ex VAT
116.056.KH.1	Gloss chrome / matt chrome	£128.78
116.056.KJ.1	White / gloss chrome	£120.72
116.056.KK.1	White / gold	£185.09
116.056.KM.1	Black / gloss chrome	£128.78
116.056.16.1	Black matt-coated, easy-to-clean coated, black	£149.97
116.056.DW.1	Black, matt black	£139.26
116.056.JQ.1	Matt chrome-coated, easy-to-clean coated, polished	£139.26



**Geberit remote flush button Type10**  
W 10 / D 0.6 / H 10cm  
For furniture.

Art. no.	Product Description	RRP ex VAT
116.057.KJ.1	White / gloss chrome	£120.72
116.057.KK.1	White / gold	£185.09
116.057.KH.1	Gloss chrome / matt chrome	£128.78
116.057.KM.1	Black / gloss chrome	£128.78
116.057.SN.1	Brushed stainless steel / polished	£296.86
116.057.16.1	Black matt-coated, easy-to-clean coated, black	£149.97
116.057.DW.1	Black, matt black	£139.26
116.057.JQ.1	Matt chrome-coated, easy-to-clean coated, polished	£139.26
For solid wall		
116.055.KH.1	Gloss chrome / matt chrome	£128.78
116.055.KJ.1	White	£120.72
116.055.KK.1	White / gold	£185.09
116.055.KM.1	Matt black / chrome plated	£128.78
116.055.16.1	Black matt-coated, easy-to-clean coated, black	£152.11
116.055.DW.1	Black, matt black	£139.26
116.055.JQ.1	Matt chrome-coated, easy-to-clean coated, polished	£139.26

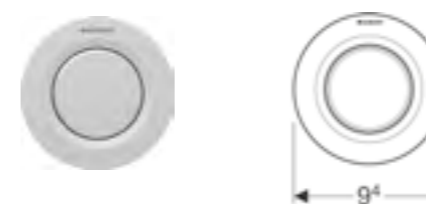


TYPE01 BUTTONS



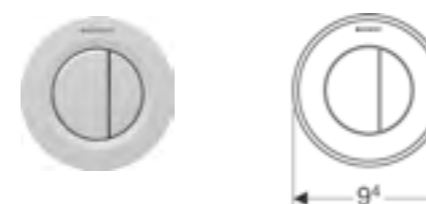
**Geberit remote flush button Type 01 pneumatic single flush**  
W 9.4 / D 7.3 / H 9.4cm  
For furniture.

Art. no.	Product Description	RRP ex VAT
116.040.11.1	White alpine	£78.14
116.040.21.1	Gloss chrome plated	£93.77
116.040.JQ.1	Matt chrome-coated, easy-to-clean coated	£102.84



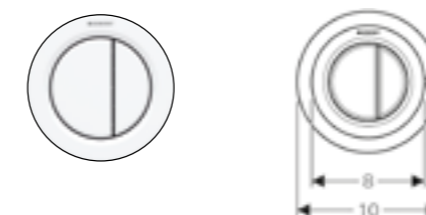
**Geberit remote flush actuation, pneumatic Type01 single flush**  
W 9.4 / D 7.3 / H 9.4cm  
For Sigma concealed cistern 8 cm, concealed actuator.

Art. no.	Product Description	RRP ex VAT
116.041.JQ.1	Matt chrome-coated, easy-to-clean coated	£102.84



**Geberit remote flush actuation, pneumatic Type01 dual flush**  
W 9.4 / D 7.3 / H 9.4cm  
For Sigma concealed cistern 8 cm, concealed actuator.

Art. no.	Product Description	RRP ex VAT
116.043.JQ.1	Matt chrome-coated, easy-to-clean coated	£110.33

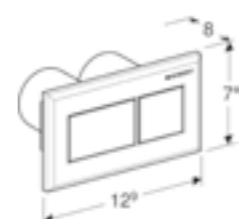
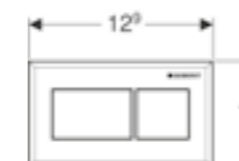


**Geberit remote flush button Type01**  
W 10 / D 0.6 / H 10cm  
For furniture.

Art. no.	Product Description	RRP ex VAT
116.050.11.1	White	£85.94
116.050.21.1	Gloss chrome plated	£101.57
116.050.46.1	Matt chrome plated	£97.66
116.050.JQ.1	Matt chrome-coated, easy-to-clean coated	£115.69
For solid wall		
116.042.11.1	White alpine	£85.94
116.042.21.1	Gloss chrome plated	£101.57
116.042.46.1	Matt chrome plated	£97.66
116.042.JQ.1	Matt chrome-coated, easy-to-clean coated	£109.26
116.044.11.1	Protruding design, white alpine	£88.52



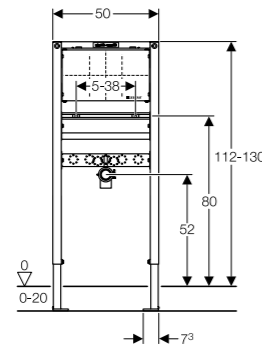
REMOTE



**Geberit remote square flush controls**  
W 12.9 / D 7.4 / H 8cm

Art. no.	Product Description	RRP ex VAT
116.051.GH.1	Brushed chrome	£248.41
116.051.KA.1	Bright chrome plated	£124.84
116.051.KT.1	White high gloss / brushed chrome plated	£124.84
116.051.KV.1	Black high gloss / chrome plated	£124.84
116.052.21.1	Protruding design, gloss chrome plated	£141.06

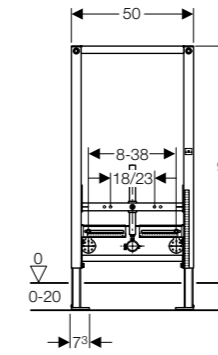
WASHBASIN AND BIDET FRAMES



**Geberit Duofix frame for washbasin  
112 - 130cm, wall-mounted tap, concealed**

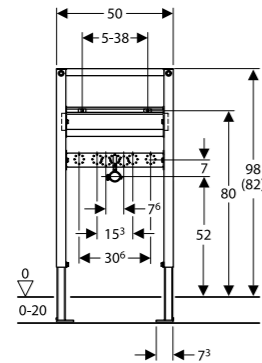
Art. no.	Product Description	RRP ex VAT
111.493.00.2*	With PreWall brackets, backplate elbows and chrome isolating valves	£262.55
111.567.00.2	130cm washbasin, wall mounted tap with concealed function box	£480.71
111.568.00.2	130cm washbasin, wall mounted tap with concealed function box and concealed trap	£559.50

\*Available June 2025



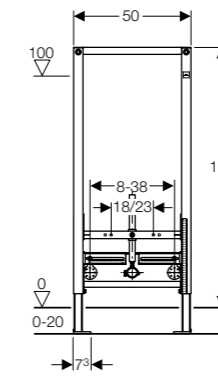
**Geberit Duofix frame for bidet,  
98cm, Universal**

Art. no.	Product Description	RRP ex VAT
111.544.00.2	With wall brackets, backplate elbows and chrome isolating valves	£478.63



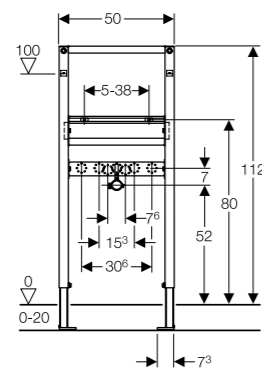
**Geberit Duofix frame for washbasin,  
82 - 98cm, deck-mounted tap**

Art. no.	Product Description	RRP ex VAT
111.494.00.2	With PreWall brackets, backplate elbows and chrome isolating valves	£326.23



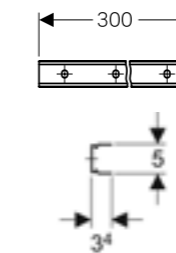
**Geberit Duofix frame for bidet,  
112cm, Universal**

Art. no.	Product Description	RRP ex VAT
111.545.00.2	With wall brackets, backplate elbows and chrome isolating valves	£431.98



**Geberit Duofix frame for washbasin,  
112cm deck-mounted tap**

Art. no.	Product Description	RRP ex VAT
111.495.00.2	With wall brackets, backplate elbows and chrome isolating valves	£280.63
111.554.00.2	Concealed trap	£394.01
111.566.00.2	Concealed function box and concealed trap	£472.84



**Geberit Duofix system rail set**

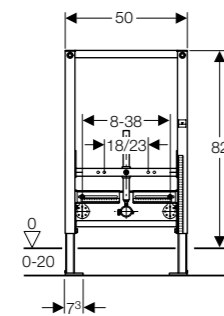
Art. no.	Product Description	RRP ex VAT
111.979.00.1	3.4cm, 2 x 3m Lengths	£6.60 per m

Replaces article 111.878.00.01



**Geberit Duofix stud, room-height**

Art. no.	Product Description	RRP ex VAT
111.085.00.1	220-280cm	£65.00
111.086.00.1	260-320cm	£66.56
111.087.00.1	300-360cm	£69.68
111.088.00.1	340-400cm	£71.24



**Geberit Duofix frame for bidet,  
82cm, Universal**

Art. no.	Product Description	RRP ex VAT
111.543.00.2	With wall brackets, backplate elbows and chrome isolating valves	£478.63

## ACCESSORIES

### Odour extraction and insert for Geberit DuoFresh stick



#### Geberit DuoFresh module with automatic activation and insert for Geberit DuoFresh stick, for Sigma concealed cistern 12cm

Art. no.	Product Description	RRP ex VAT
115.050.21.2	Gloss chrome plated	£447.15
115.050.BZ.2	Anthracite grey RAL 7016	£439.92

#### Geberit DuoFresh module with manual activation and insert for Geberit DuoFresh stick, for Sigma concealed cistern 12cm

Art. no.	Product Description	RRP ex VAT
115.051.21.2	Gloss chrome plated	£360.16
115.051.BZ.2	Anthracite grey RAL 7016	£352.90

#### Geberit DuoFresh module with automatic activation and insert for Geberit DuoFresh stick, for Sigma concealed cistern 8cm

Art. no.	Product Description	RRP ex VAT
115.052.21.2	Gloss chrome plated	£447.15
115.052.BZ.2	Anthracite grey RAL 7016	£439.92

#### Geberit DuoFresh module with manual activation and insert for Geberit DuoFresh stick, for Sigma concealed cistern 8cm

Art. no.	Product Description	RRP ex VAT
115.053.21.2	Gloss chrome plated	£360.16
115.053.BZ.2	Anthracite grey RAL 7016	£352.90

### Insert for Geberit DuoFresh stick\*



#### Insert for Geberit DuoFresh stick, for Sigma concealed cistern 12cm

Art. no.	Product Description	RRP ex VAT
115.610.00.1	Uncoloured	£60.88
115.062.21.1	Gloss chrome plated	£87.00
115.062.BZ.1	Anthracite grey RAL 7016	£79.74

#### Insert for Geberit DuoFresh stick, for Sigma concealed cistern 8cm

Art. no.	Product Description	RRP ex VAT
115.063.21.1	Gloss chrome plated	£87.00
115.063.BZ.1	Anthracite grey RAL 7016	£79.74

#### Geberit DuoFresh stick

Art. no.	RRP ex VAT
244.900.00.1	£6.74



#### Power supply unit 230 V / 12 V / 50 Hz, with voltage supply cable, 1.8 m, for outlet mounting box

Art. no.	RRP ex VAT
115.335.00.1	£93.91



#### 230 V / 12 V / 50 Hz power supply unit, with 1.8 m voltage supply cable and combination outlet mounting box, for outlet mounting box

Art. no.	RRP ex VAT
115.336.00.1	£142.47

\*Suitable for use with all Sigma flush plates apart from Sigma60/70/80

## WASTE



#### Geberit waste outlet, space-saving model

With external waste plug with push actuation.

Art. no.	RRP ex VAT
152.071.21.1	£80.20



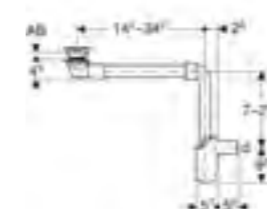
#### Geberit 1 1/4" x 50mm running waste for basins with no overflow

Art. no.	Product Description	RRP ex VAT
152.050.21.1	Chrome plated	£98.54
152.050.14.1	Black Matt	£98.54



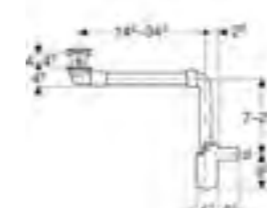
#### Geberit 1 1/4" x 80mm running waste chrome plated for basins with no overflow

Art. no.	Product Description	RRP ex VAT
152.080.21.1	Chrome plated	£98.54
152.080.14.1	Black Matt	£98.54



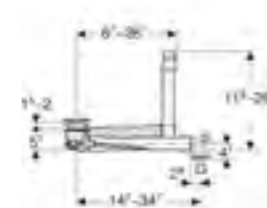
#### Geberit washbasin drain, space-saving model, slim design, with free outlet and valve cover; d=32mm, G-1 1/4", gloss chrome plated

Art. no.	RRP ex VAT
152.084.21.1	£95.61



#### Geberit washbasin drain, space-saving model, with free outlet and valve cover; d=32mm, G-1 1/4", gloss chrome plated

Art. no.	RRP ex VAT
152.091.21.1	£95.61



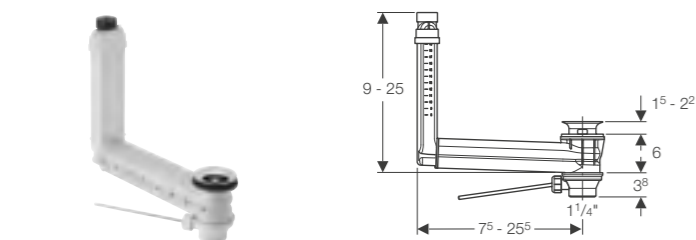
#### Geberit washbasin connector clou, space-saving model, slim design, with lever actuation and valve cover; d=32mm, gloss chrome plated

Art. no.	RRP ex VAT
152.013.21.1	£107.97



### WASTES

Scan here and see overview tables for more information



**Geberit washbasin connector clou with lever actuation for basins with no overflow**  
**Art. no.** 152.018.00.1 **RRP ex VAT** £101.37



**Geberit waste outlet, space-saving model, slim design, with free outlet and valve cover: gloss chrome plated**  
**Art. no.** 152.081.21.1 **RRP ex VAT** £50.62



**Geberit waste outlet, space-saving model, slim design, with external waste plug and lever actuation: G=1 1/4"**  
**Art. no.** 152.070.21.1 **RRP ex VAT** £71.99



**Geberit 1 1/4" plastic bottle trap with connection bend white**  
**Art. no.** 500.129.00.1 **RRP ex VAT** £33.42



**Geberit bottle trap with dip tube, for washbasin, connector BSP, horizontal outlet: gloss chrome plated**  
**Art. no.** 151.039.21.1 **RRP ex VAT** £78.05



**Geberit bottle trap with dip tube for washbasin, space-saving model, horizontal outlet: d=32mm, G=1 1/4", white alpine**  
**Art. no.** 151.116.11.1 **RRP ex VAT** £56.59



**Geberit adaptor**  
**Art. no.** 243.134.00.1 **RRP ex VAT** £37.41



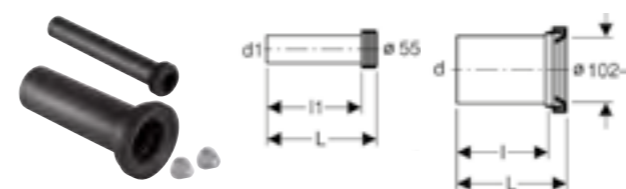
**Geberit fastening set for washbasins**  
**Art. no.** 500.121.00.1 **RRP ex VAT** £24.07



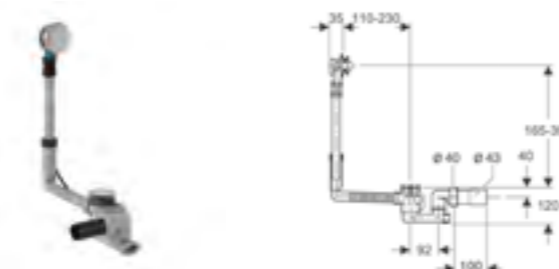
**Geberit fastening set for handrinse washbasins**  
**Art. no.** 500.122.00.1 **RRP ex VAT** £24.07



**Fastening material for handrinse basin, with cover caps**  
**Art. no.** 502.768.00.1 **Product Description** Chrome plated **RRP ex VAT** £26.78



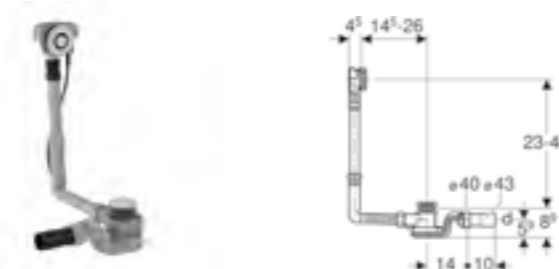
**Geberit connection set 300mm in length for wall-hung toilets**  
**Art. no.** 152.441.46.1 **RRP ex VAT** £62.80



**Geberit bath drain with turn handle actuation**  
 With ready-to-fit-set and straight connector: gloss chrome plated.  
**Art. no.** 150.535.21.6 **Product Description** D 52 / L 23cm **RRP ex VAT** £93.35  
 150.536.21.6 **Product Description** D 52 / L 70cm **RRP ex VAT** £104.60



**Geberit bath drain with turn handle actuation and inlet**  
 With ready-to-fit-set and straight connector: gloss chrome plated.  
**Art. no.** 150.712.21.6 **Product Description** D 52 / L 23cm **RRP ex VAT** £254.20  
 150.713.21.6 **Product Description** D 52 / L 70cm **RRP ex VAT** £265.44



**Geberit bath drain with push actuation PushControl**  
 With ready-to-fit-set and straight connector: gloss chrome plated.  
**Art. no.** 150.770.21.6 **Product Description** D 52 / L 26cm **RRP ex VAT** £146.22  
 150.771.21.6 **Product Description** D 52 / L 50cm **RRP ex VAT** £157.47  
 150.772.21.6 **Product Description** D 52 / L 60cm **RRP ex VAT** £157.47



# COLOURS AND MATERIALS

The way that surfaces look and feel has a determining influence on the style and impression of a bathroom's interior. Geberit therefore offers bathroom furniture, sanitary modules and flush plates in a variety of different materials and colours. All in the name of achieving the perfect bathroom.

# IT'S ALL ABOUT YOUR TASTE



WHITE, HIGH-GLOSS COATED  
GEBERIT SELNOVA COMPACT body, front

WHITE SILK-GLOSSY COATED  
GEBERIT ANIARA  
GEBERIT SELNOVA SQUARE

WHITE SILK-MATT COATED  
GEBERIT ANIARA  
GEBERIT SELNOVA SQUARE

SAND, SILK-MATT COATED  
GEBERIT SELNOVA SQUARE

SAND GREY, HIGH-GLOSS COATED  
GEBERIT SMYLE SQUARE, front

SAGE GREEN, SILK-MATT COATED  
GEBERIT SELNOVA COMPACT, front  
GEBERIT SELNOVA SQUARE front

LAVA SILK, MATT COATED  
GEBERIT SELNOVA COMPACT  
GEBERIT SELNOVA SQUARE  
GEBERIT ANIARA

LAVA, MATT COATED  
GEBERIT SELNOVA SQUARE body, front  
GEBERIT SMYLE SQUARE

RUSTY RED SILK-MATT COATED  
GEBERIT ANIARA

NATURAL OAK, WOOD-  
TEXTURED MELAMINE  
GEBERIT SELNOVA SQUARE

OAK WOOD-TEXTURED  
MELAMINE  
GEBERIT ANIARA

LIGHT HICKORY,  
WOOD-TEXTURED  
GEBERIT SELNOVA SQUARE body, front

HICKORY, WOOD-TEXTURED  
GEBERIT SELNOVA SQUARE body, front

CHROME  
GEBERIT SELNOVA COMPACT Feet, legs  
GEBERIT SELNOVA SQUARE Feet, legs

**Geberit Sales Ltd  
Geberit House  
Edgehill Drive  
Warwick  
CV34 6NH**

**T 01926 516800  
F 01926 400101  
E [enquiries@geberit.co.uk](mailto:enquiries@geberit.co.uk)**

**Literature 0800 007 5133**

**[www.geberit.co.uk](http://www.geberit.co.uk)**

Whilst every care has been taken to ensure that the information included in this document was accurate at the time of printing, we reserve the right to change product specifications at any time without prior notice. The photographs reproduced in this publication are within the constraints of the printing process and are not to be used for matching purposes. All photographs are used for approximate representation only and may not show the actual products on offer. The Customer shall, in addition of the net purchase price, pay to The Company the amount of any Value Added Tax or other sales tax at the rate in force at the time the Goods are invoiced. E&OE.